

Bus system T-connector - SAC-M12T/2XM12 PB DP F - 1543553

Please be informed that the data shown in this PDF Document is generated from our Online Catalog. Please find the complete data in the user's documentation. Our General Terms of Use for Downloads are valid (<http://download.phoenixcontact.com>)



Bus system T-connector, PROFIBUS PA, PROFIBUS DP, 5-position, Plug straight M12, B-coded, on Plug straight M12, B-coded and Socket straight M12, B-coded



Key commercial data

Packing unit	1 1
Weight per Piece (excluding packing)	66.6 GRM
Custom tariff number	85366990
Country of origin	Germany

Technical data

Ambient conditions

Ambient temperature (operation)	-40 °C ... 80 °C (Plug / socket)
	250 °C (Short-term)
Degree of protection	IP67

General

Rated voltage	30 V
Number of positions	5
Signal type/category	PROFIBUS PA
Insertion/withdrawal cycles	≥ 100

Material

Contact material	CuZn
Contact surface material	Au
Contact carrier material	PUR
Material of grip body	PUR
Material, knurls	Nickel-plated brass

Bus system T-connector - SAC-M12T/2XM12 PB DP F - 1543553

Classifications

eCl@ss

eCl@ss 4.0	27060306
eCl@ss 4.1	27060306
eCl@ss 5.0	27061801
eCl@ss 5.1	27061801
eCl@ss 6.0	27061801
eCl@ss 7.0	27061801
eCl@ss 8.0	27061801

ETIM

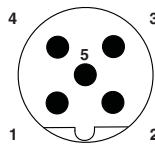
ETIM 3.0	EC002062
ETIM 4.0	EC002062
ETIM 5.0	EC000830

UNSPSC

UNSPSC 6.01	31251501
UNSPSC 7.0901	31251501
UNSPSC 11	31251501
UNSPSC 12.01	31251501
UNSPSC 13.2	31251501

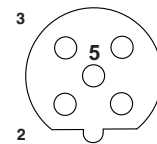
Drawings

Schematic diagram



Pin assignment M12 male connector, 5-pos., B-coded, male side

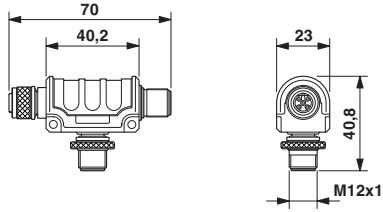
Schematic diagram



Pin assignment M12 socket, 5-pos., B-coded, female side

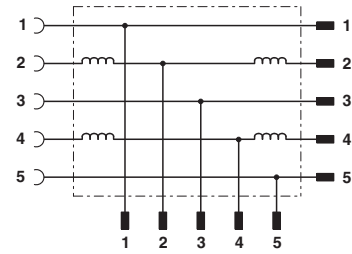
Bus system T-connector - SAC-M12T/2XM12 PB DP F - 1543553

Dimensioned drawing



M12 T distributor

Circuit diagram



Contact assignment of the M12 plug and the M12 socket