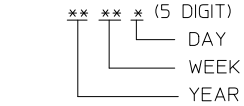


NOTE:

1. MATERIAL: HOUSING : LCP, GLASS FILLED, UL94-V0, COLOR: BLACK
TERMINAL : COPPER ALLOY
2. FINISH: TERMINAL: SEE TABLE

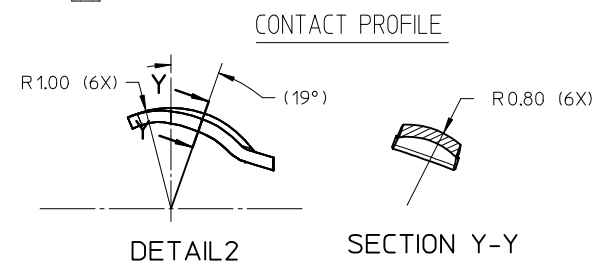
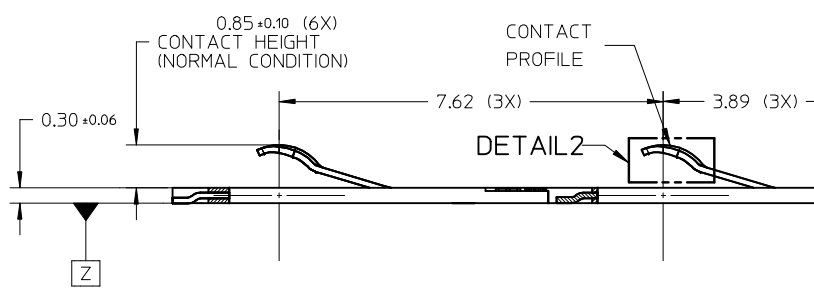
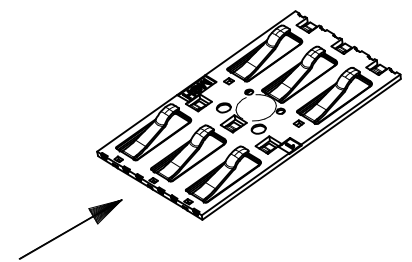
CONTACT AREA	SOLDERTAIL AREA	OTHERS AREA
GOLD (0.38µm MIN)	GOLD FLASH (0.054µm MIN)	NICKEL PLATING
OVER NICKEL UNDERPLATE (2.00µm MIN)		

3. PRODUCT SPECIFICATION: PS-78545-002
4. PACKAGING SPECIFICATION: PK-78545-001
5. DATE CODE:



6. COMPLIANT TO RoHS DIRECTIVE 2002/95/EC AND ELV DIRECTIVE 2000/53/EC

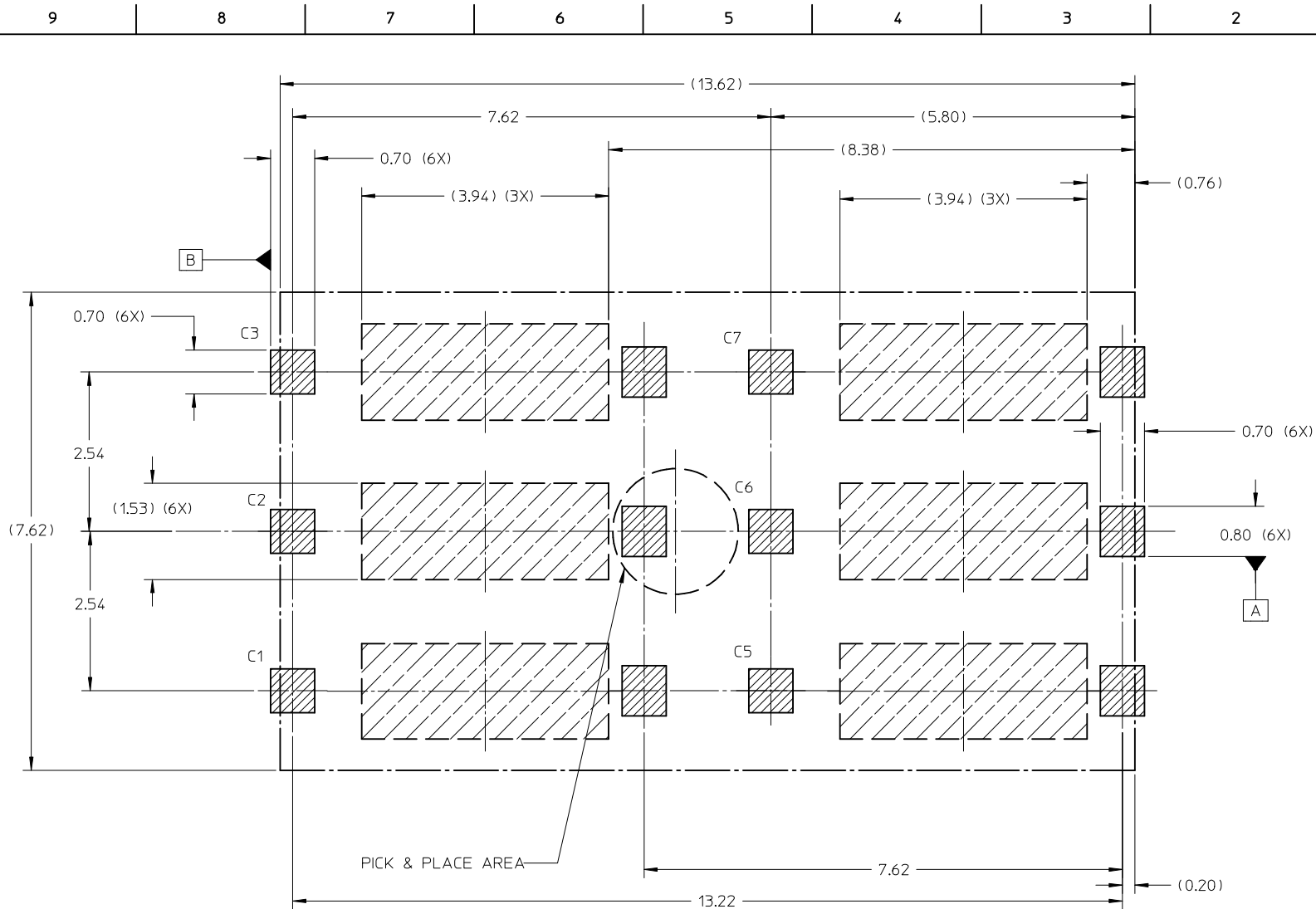
CARD INSERTION DIRECTION






NEW RELEASE	2012/07/02	2012/07/20	2012/07/23
EC NO: S2013-0001	DRWN:FCS00	CHKD:JTAN02	APPR:KHLIM
DESCRIPTION	QUALITY SYMBOLS	GENERAL TOLERANCES (UNLESS SPECIFIED)	DIMENSION STYLE
	▽ _A =0	mm INCH	IN/MM
	▽ _C =0	4 PLACES ± --- ± ---	DRAWN BY DATE
	▽ _P =0	3 PLACES ± --- ± ---	FCS00 2012/07/02
		2 PLACES ± 0.15 ± ---	CHECKED BY DATE
		1 PLACE ± --- ± ---	JTAN02 2012/07/20
		ANGULAR ± 3 °	APPROVED BY DATE
			KHLIM 2012/07/23
			MATERIAL NO.
			78545-0010
			SIZE
			A3

SCALE	DESIGN UNITS	THIRD ANGLE PROJECTION
NTS	METRIC	⊙ □
TITLE		
SIM CARD CONNECTOR		
BLOCK SIM CONNECTOR		
0.3MM HEIGHT		
MOLEX INCORPORATED		
DOCUMENT NO.		SHEET NO.
SD-78545-003		1 OF 2

DRAFT WHERE APPLICABLE MUST REMAIN WITHIN DIMENSIONS		THIS DRAWING CONTAINS INFORMATION THAT IS PROPRIETARY TO MOLEX INCORPORATED AND SHOULD NOT BE USED WITHOUT WRITTEN PERMISSION	
--	--	---	--



RECOMMENDED PCB LAYOUT
PCB TOLERANCE: ±0.05mm

-  SOLDERING AREA
-  NO WIRING AREA
-  CONNECTOR BOUNDARY

NEW RELEASE EC NO: S2013-0001 DRWN:FCS00 CHKD:JTAN02 APPR:KHLIM	2012/07/02 2012/07/20 2012/07/23	DESCRIPTION 1 REV	QUALITY SYMBOLS	GENERAL TOLERANCES (UNLESS SPECIFIED)	DIMENSION STYLE	SCALE	DESIGN UNITS	THIRD ANGLE PROJECTION														
	$F_A = 0$ $F_C = 0$ $F_P = 0$		<table border="1"> <thead> <tr> <th></th> <th>mm</th> <th>INCH</th> </tr> </thead> <tbody> <tr> <td>4 PLACES</td> <td>± ---</td> <td>± ---</td> </tr> <tr> <td>3 PLACES</td> <td>± ---</td> <td>± ---</td> </tr> <tr> <td>2 PLACES</td> <td>± 0.15</td> <td>± ---</td> </tr> <tr> <td>1 PLACE</td> <td>± ---</td> <td>± ---</td> </tr> </tbody> </table>		mm	INCH	4 PLACES	± ---	± ---	3 PLACES	± ---	± ---	2 PLACES	± 0.15	± ---	1 PLACE	± ---	± ---	IN/MM	NTS	METRIC	
			mm	INCH																		
	4 PLACES		± ---	± ---																		
3 PLACES	± ---	± ---																				
2 PLACES	± 0.15	± ---																				
1 PLACE	± ---	± ---																				
	ANGULAR ± 3 °	DRAWN BY	DATE	TITLE																		
	DRAFT WHERE APPLICABLE MUST REMAIN WITHIN DIMENSIONS	FCS00	2012/07/02	SIM CARD CONNECTOR BLOCK SIM CONNECTOR 0.3MM HEIGHT																		
		JTAN02	2012/07/20	MOLEX INCORPORATED																		
		KHLIM	2012/07/23	MATERIAL NO.	DOCUMENT NO.																	
				78545-0010	SD-78545-003																	
				SIZE A3	THIS DRAWING CONTAINS INFORMATION THAT IS PROPRIETARY TO MOLEX INCORPORATED AND SHOULD NOT BE USED WITHOUT WRITTEN PERMISSION																	