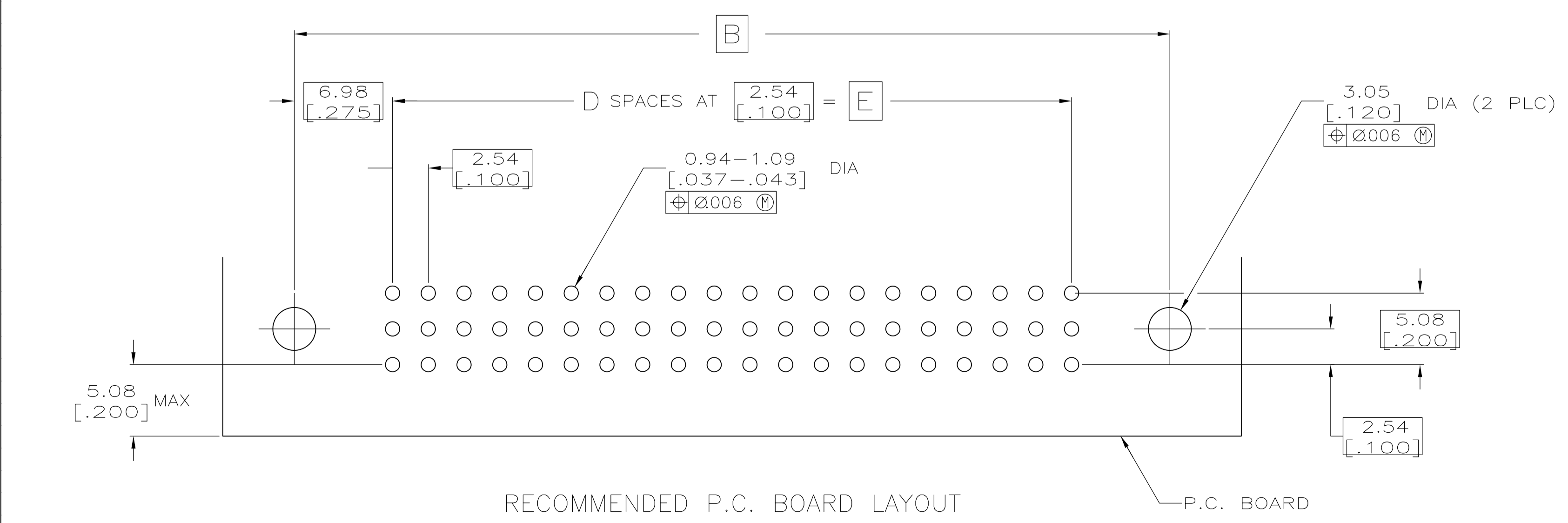
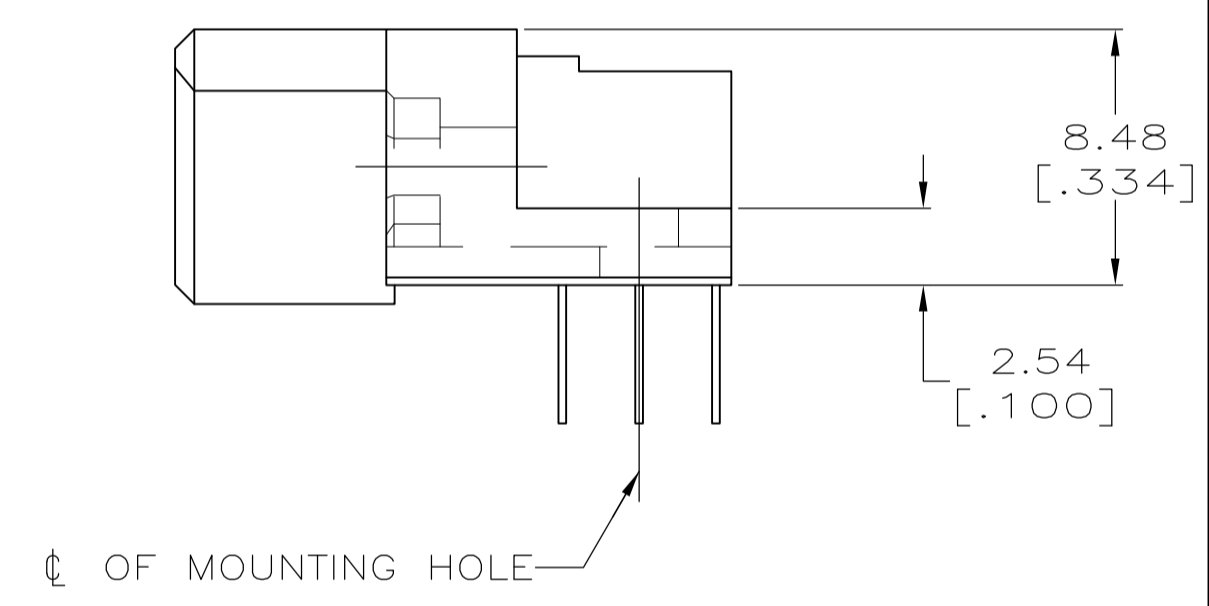
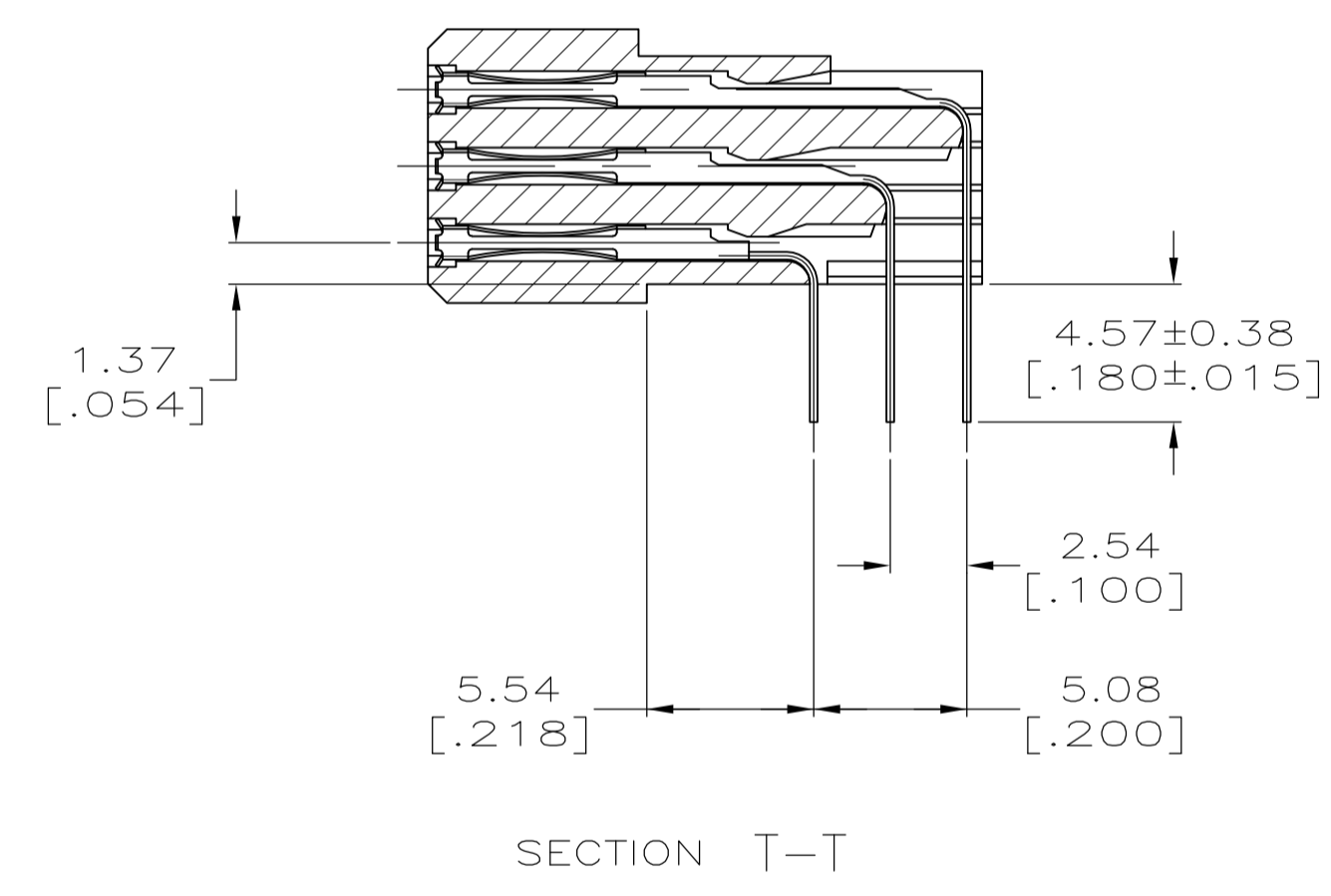
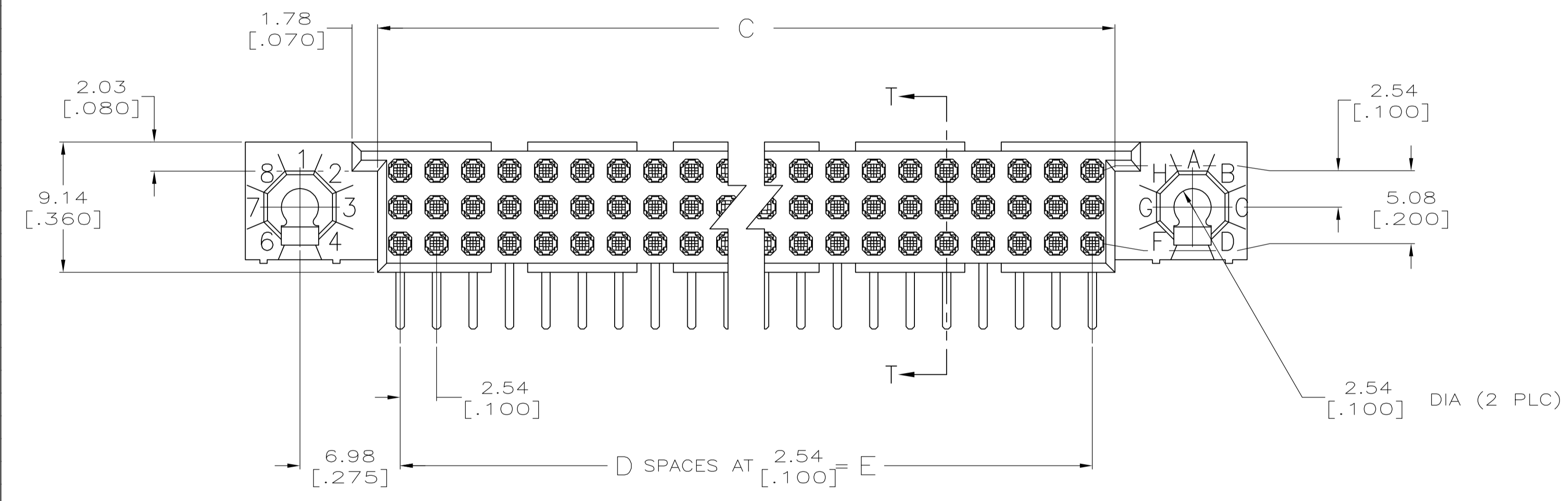
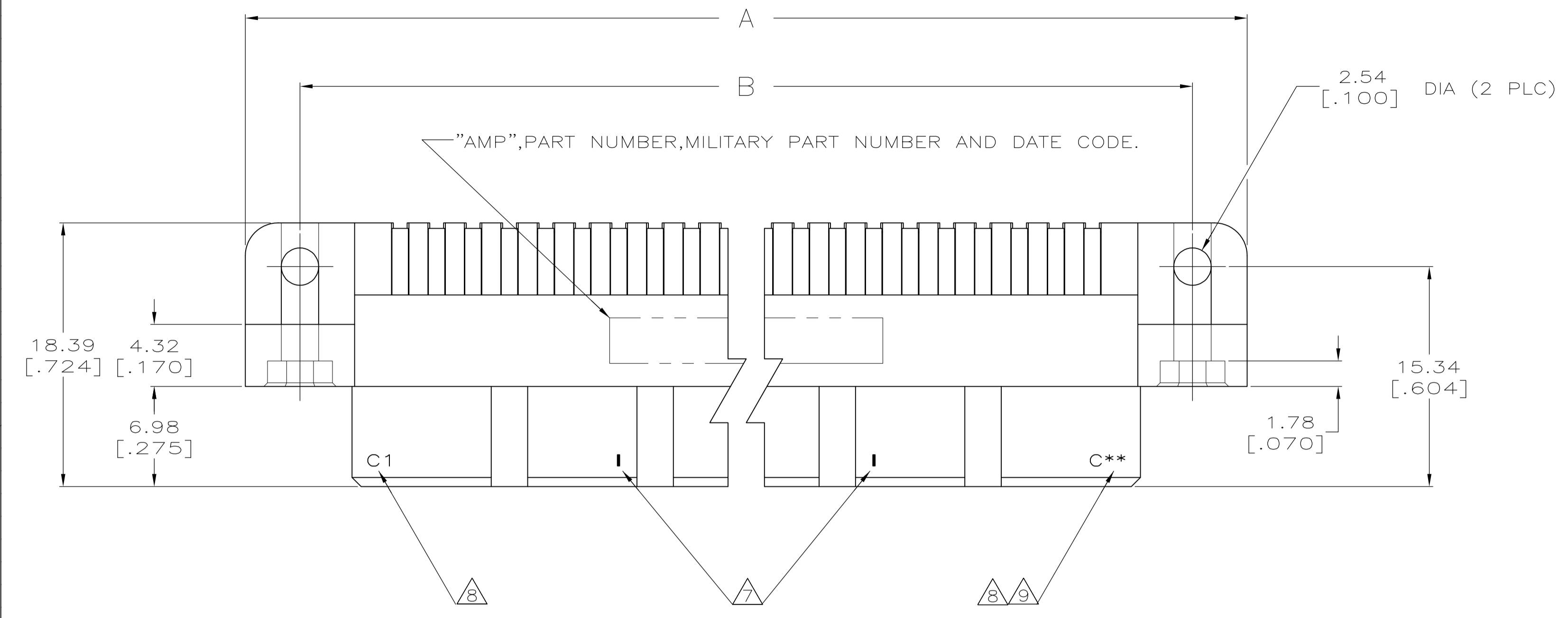


LOC		DIST		REVISIONS				
AD	25	P	LTR	DESCRIPTION	DATE	DMN	APVD	
G1	REVISED PER	ECO-11-016886			17NOV11	KH	AS	



THIS DRAWING IS A CONTROLLED DOCUMENT.		DIN T. HOFFMAN 3/13/92	TE Connectivity
DIMENSIONS: INCHES		CHK G. SKIPPER 7/14/92	
TOLERANCES UNLESS OTHERWISE SPECIFIED:		APVD	NAME
0 PLC ± -	1 PLC ± -	HDI, 3 ROW, RECEPTACLE ASSEMBLY, 4.57 [.180] LONG SOLDER TAILS, 0.00127 [.000050] GOLD PLATE	
2 PLC ± -	3 PLC ± 0.13 [.005]	PRODUCT SPEC	
4 PLC ± -	ANGLES ± -	APPLICATION SPEC	
MATERIAL	FINISH	SIZE A1	CAGE CODE DRAWING NO. 00779C=533914
CUSTOMER DRAWING		SCALE 4:1	RESTRICTED TO
		SHEET 1 OF 2	REV G1

- 1 HOUSING MATERIAL: THERMOPLASTIC, COLOR-NATURAL.
- 2 CONTACT MATERIAL: BERYLLIUM COPPER.
- 3 CONTACT FINISH: .00127-.00254 [.000050-.000100] NICKEL UNDERPLATE ALL OVER; .00127 [.000050] GOLD PLATE IN CONTACT AREA, TIN-LEAD PLATED SOLDER TAILS.
- 4 SOLDER TAILS MUST FIT HOLE PATTERN AS SHOWN ON THE RECOMMENDED P.C. BOARD LAYOUT.
- 5 DIMENSIONS IN BRACKETS ARE IN INCHES.
- 6 HOUSINGS WITH CENTER MOUNTING IS RECOMMENDED FOR ASSEMBLIES HAVING 75 CONTACTS PER ROW OR MORE.
- 7 MARK EVERY TENTH POST POSITION.
- 8 MARK ROW C AND FIRST-LAST POSITION IDENTIFICATION.
- 9 TOTAL NUMBER OF POSITIONS PER ROW \*.
- 10 MIL-C-55302 A AND B INSPECTION REQUIRED.

149.86 [5.900]	59	153.01 [6.024]	163.83 [6.450]	171.45 [6.750]	180	M55302/177-33	533914-6
137.16 [5.400]	54	140.31 [5.524]	151.13 [5.950]	158.75 [6.250]	165	M55302/177-29	533914-5
124.46 [4.900]	49	127.61 [5.024]	138.43 [5.450]	146.05 [5.750]	150	M55302-177-25	533914-4
99.06 [3.900]	39	102.21 [4.024]	113.03 [4.450]	120.65 [4.750]	120	M55302/177-17	533914-3
78.74 [3.100]	31	81.89 [3.224]	92.71 [3.650]	100.33 [3.950]	96	M55302/177-09	533914-2
60.96 [2.400]	24	64.11 [2.524]	74.93 [2.950]	82.55 [3.250]	75	M55302/177-01	533914-1
E	D	C	B	A	POSN	MILITARY	AMP
PART NUMBERS							

THIS DRAWING IS A CONTROLLED DOCUMENT.		DIN T. HOFFMAN 3/13/92	STE TE Connectivity	
DIMENSIONS: INCHES		CHK G. SKIPPER 7/14/92	NAME	
TOLERANCES UNLESS OTHERWISE SPECIFIED:		APVD	PRODUCT SPEC	
0 PL ± -	1 PL ± -	APPLICATION SPEC		
2 PL ± -	3 PL ± 0.13 [.005]	SIZE		
4 PL ± -	ANGLES ± -	CAGE CODE DRAWING NO		
MATERIAL	FINISH	RESTRICTED TO		
		A1 00779 533914		
CUSTOMER DRAWING		SCALE 4:1 SHEET 2 OF 2 REV G1		