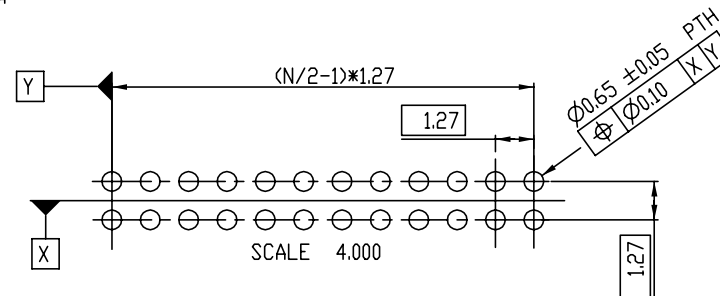
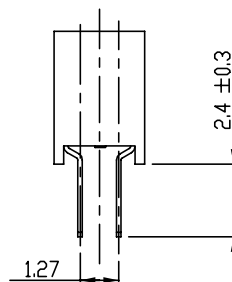
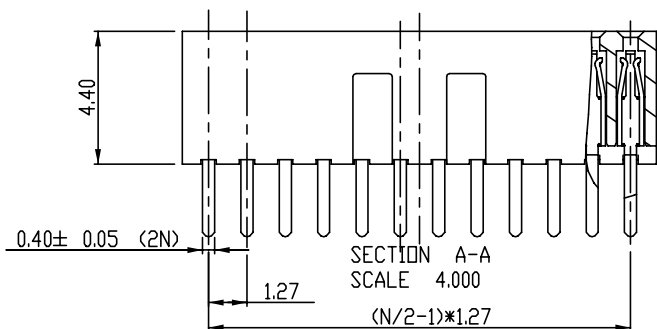
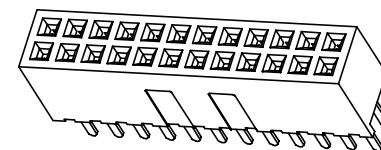
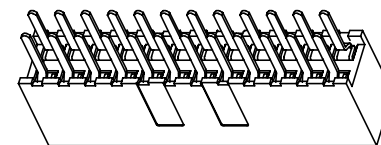
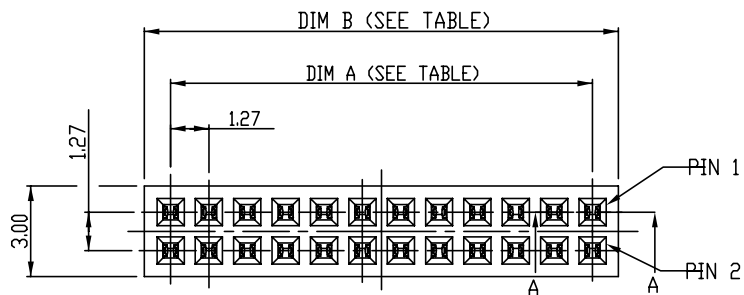


20021311-XXXXXXLF



RECOMMENDED PCB LAYOUT
LAYOUT TOLERANCE = ±0.05mm

spec ref			dr	ANDY ZHANG	2012-10-29	projection 	MM ←→	size	A4	scale	4.000
tolerance std			eng	ANDY ZHANG	2012-10-29			ecn no ELX-N-14378			
TOLERANCES UNLESS OTHERWISE SPECIFIED			chr	RICK BIAN	2012-10-29						
surface ✓			appr	RICK BIAN	2012-10-29	product family	-	rel level	RELEASED		
linear	0.X	± 0.30		title	MINITEK 127 RECEPTACLE	VT TH	dwg no	20021311	rev	D	
	0.XX	± 0.20									
0.XXX	± 0.10										
angular	0~	± 2°	www.fci.com	cat. no.	-	CUSTOMER DRAWING	sheet 1 of 3				

TABLE 1

PRODDUCT NO.	POSITIONS	DIM. A	DIM. B
20021311-XXX06XXLF	2 X 3	2.54	4.27
20021311-XXX08XXLF	2 X 4	3.81	5.54
20021311-XXX10XXLF	2 X 5	5.08	6.81
20021311-XXX12XXLF	2 X 6	6.35	8.08
20021311-XXX14XXLF	2 X 7	7.62	9.35
20021311-XXX16XXLF	2 X 8	8.89	10.62
20021311-XXX18XXLF	2 X 9	10.16	11.89
20021311-XXX20XXLF	2 X 10	11.43	13.16
20021311-XXX22XXLF	2 X 11	12.7	14.43
20021311-XXX24XXLF	2 X 12	13.97	15.7
20021311-XXX26XXLF	2 X 13	15.24	16.97
20021311-XXX28XXLF	2 X 14	16.51	18.24
20021311-XXX30XXLF	2 X 15	17.78	19.51
20021311-XXX32XXLF	2 X 16	19.05	20.78
20021311-XXX34XXLF	2 X 17	20.32	22.05
20021311-XXX36XXLF	2 X 18	21.59	23.32
20021311-XXX38XXLF	2 X 19	22.86	24.59
20021311-XXX40XXLF	2 X 20	24.13	25.86
20021311-XXX42XXLF	2 X 21	25.4	27.13
20021311-XXX44XXLF	2 X 22	26.67	28.4
20021311-XXX46XXLF	2 X 23	27.94	29.67
20021311-XXX48XXLF	2 X 24	29.21	30.94
20021311-XXX50XXLF	2 X 25	30.48	32.21
20021311-XXX52XXLF	2 X 26	31.75	33.48
20021311-XXX54XXLF	2 X 27	33.02	34.75
20021311-XXX56XXLF	2 X 28	34.29	36.02
20021311-XXX58XXLF	2 X 29	35.56	37.29
20021311-XXX60XXLF	2 X 30	36.83	38.56
20021311-XXX62XXLF	2 X 31	38.1	39.83
20021311-XXX64XXLF	2 X 32	39.37	41.1
20021311-XXX66XXLF	2 X 33	40.64	42.37
20021311-XXX66XXLF	2 X 34	41.91	43.64

PRODUCT NO.	POSITIONS	DIM. A	DIM. B
20021311-XXX70XXLF	2 X 35	43.18	44.91
20021311-XXX72XXLF	2 X 36	44.45	46.18
20021311-XXX74XXLF	2 X 37	45.72	47.45
20021311-XXX76XXLF	2 X 38	46.99	48.72
20021311-XXX78XXLF	2 X 39	48.26	49.99
20021311-XXX80XXLF	2 X 40	49.53	51.26
20021311-XXX82XXLF	2 X 41	50.8	52.53
20021311-XXX84XXLF	2 X 42	52.07	53.8
20021311-XXX86XXLF	2 X 43	53.34	55.07
20021311-XXX88XXLF	2 X 44	54.61	56.34
20021311-XXX90XXLF	2 X 45	55.88	57.61
20021311-XXX92XXLF	2 X 46	57.15	58.88
20021311-XXX94XXLF	2 X 47	58.42	60.15
20021311-XXX96XXLF	2 X 48	59.69	61.42
20021311-XXX98XXLF	2 X 49	60.96	62.69
20021311-XXXA0XXLF	2 X 50	62.23	63.96



Copyright FCI.

spec ref		dr	ANDY ZHANG	2012-10-29	projection 	MM 	size	A4	scale	4.000
tolerance std		eng	ANDY ZHANG	2012-10-29			ecn no ELX-N-14378			
TOLERANCES UNLESS OTHERWISE SPECIFIED		chr	RICK BIAN	2012-10-29			rel level RELEASED			
		appr	RICK BIAN	2012-10-29	product family -					
surface <input checked="" type="checkbox"/>	linear	0.X	± 0.30		title	MINITEK 127 RECEPTACLE	dwg no	20021311	rev	D
		0.XX	± 0.20							
		0.XXX	± 0.10	www.fci.com	cat. no.	-	CUSTOMER DRAWING	sheet 2 of 3		
	angular	0~	± 2°							

ProE Title - REV C - 2009-06-09

NOTES:

- 1. MATERIAL:
HOUSING: HIGH TEMPERATURE PLASTIC; UL94-V0; BLACK.
TERMINAL: PHOSPHOR BRONZE.
- 2. FINISH:
TERMINAL: GOLD OR GXT PLATING AT CONTACT AREA (SEE TABLE);
2.54um/100u" MIN MATTE TIN OR GOLD FLASH AT SOLDER TAIL AREA;
1.27um/50u" MIN Ni OVER ALL AS UNDERPLATIN
- 3. PRODUCT SPEC PER GS-12-629;
- 4. PACKAGE SPEC PER GS-14-1420;
- 5. RECOMMENDED PCB THICKNESS IS 1.6MM.
- 6. THE HOUSING WILL WITHSTAND EXPOSURE TO 260~C PEAK TEMPERATURE FOR 10 SECONDS IN A CONVECTION INFRA-RED OR VAPOR PHASE REFLOW OVEN.
- 7. PRODUCT MEETS ERUPEAN UNION DIRECTIVES AND OTHER COUNTRY REGULATIONS AS DESCRIBED IN GS-22-008.
- 8. PART NUMBER DESCRIPTION:

20021311 - X X X XX X X LF

- LEAD FREE
- PLATING(SEE TABLE 2)
- 1: GOLD FLASH AT CONTACT, 2.54um MIN. MATTE TIN AT TAIL
- 2: GOLD FLASH AT CONTACT, GOLD FLASH AT TAIL
- 4: 0.25um Au MIN. AT CONTACT, 2.54um MIN.MATTE TIN AT TAIL
- 5: 0.25um Au MIN. AT CONTACT, GOLD FLASH AT TAIL
- 6: 0.38um GXT MIN. AT CONTACT, 2.54um MIN.MATTE TIN AT TAIL
- 7: 0.38um GXT MIN. AT CONTACT, GOLD FLASH AT TAIL
- 8: 0.76um GXT MIN. AT CONTACT, 2.54um MIN.MATTE TIN AT TAIL
- 9: 0.76um GXT MIN. AT CONTACT, GOLD FLASH AT TAIL
- PACKAGE:
- T: TUBE
- PIN COUNT: (SEE TABLE 1)
- 06, 08, 10, ..., 98, A0
- (6 - 100 EVERY EVEN PIN)
- TAIL LENGTH:
- 0: 2.40MM
- RESIN:
- 0: HIGH TEMPERATURE PLASTIC, BLACK
- POST:
- 0: WITHOUT POST



Copyright FCI.

spec ref		dr	ANDY ZHANG	2012-10-29	projection 	MM 	size	A4	scale	4.000
tolerance std	TOLERANCES UNLESS OTHERWISE SPECIFIED			eng			ANDY ZHANG	2012-10-29	ecn no ELX-N-14378	
				chr			RICK BIAN	2012-10-29	rel level	
		appr	RICK BIAN	2012-10-29	product family		-			
surface <input checked="" type="checkbox"/>	linear	0.X	± 0.30		FCI www.fci.com	title MINITEK 127 RECEPTACLE VT TH	cat. no.	-	CUSTOMER DRAWING	sheet 3 of 3
		0.XX	± 0.20							
		0.XXX	± 0.10							
	angular	0~	± 2°							
		www.fci.com		cat. no.	-		CUSTOMER DRAWING		sheet 3 of 3	