

Contact insert - HC-K 6/0-EBUS - 1580537

Please be informed that the data shown in this PDF Document is generated from our Online Catalog. Please find the complete data in the user's documentation. Our General Terms of Use for Downloads are valid (<http://phoenixcontact.com/download>)



Socket contact insert with screw connection, number of positions 6 + PE, for HEAVYCON housing designs B16 and B32, incl. 1 x PE connection for 16 mm²



Key Commercial Data

Packing unit	1 pc
Weight per Piece (excluding packing)	150.0 g
Custom tariff number	85366990
Country of origin	Germany

Technical data

General

Note	For HEAVYCON ADVANCE and HEAVYCON housing of type B16/B32.
Connection method	Screw connection
Tightening torque	1.8 Nm
Degree of pollution	3
Overvoltage category	III
Constructional and testing regulations	DIN VDE 0627/86
	DIN VDE 0110/02.79
	DIN VDE 0110-1/04.97
	IEC 60664-1, DIN IEC 60512
Number of positions	6+PE
No. of power contacts	6
Insertion/withdrawal cycles	≥ 500
Size	B16
Connection in acc. with standard	IEC / EN
Conductor cross section	6 mm ² ... 16 mm ²
Connection cross section AWG	10 ... 6

Contact insert - HC-K 6/0-EBUS - 1580537

Technical data

General

Stripping length of the individual wire	15 mm
Assembly instructions	Connectors may be operated only when there is no load/voltage.
Connection	For housing type B16.

Ambient conditions

Ambient temperature (operation)	-40 °C ... 125 °C (including heating up of contacts)
---------------------------------	--

Material data

Flammability rating according to UL 94	V0
Contact material	Copper alloy
Material of contact surface, power contact	Ag
Contact carrier material	PA
Standards/regulations	PA: Fire protection in rail vehicles - requirement sets R22 and R23 acc. to DIN EN 45545-2 (Risk level HL1 - HL2)
	PA: Fire protection in rail vehicles - requirement set R24 acc. to DIN EN 45545-2 (Risk level HL1 - HL3)

Electrical characteristics

Rated voltage (III/3)	1000 V
Rated surge voltage	8 kV
	8 kV
Rated current	80 A

Standards and Regulations

Connection in acc. with standard	IEC / EN
Constructional and testing regulations	DIN VDE 0627/86
	DIN VDE 0110/02.79
	DIN VDE 0110-1/04.97
	IEC 60664-1, DIN IEC 60512
Flammability rating according to UL 94	V0

Classifications

eCl@ss

eCl@ss 4.0	272607xx
eCl@ss 4.1	27260701
eCl@ss 5.0	27143424
eCl@ss 5.1	27143424
eCl@ss 6.0	27143424
eCl@ss 7.0	27440209

Contact insert - HC-K 6/0-EBUS - 1580537

Classifications

eCl@ss

eCl@ss 8.0	27440205
eCl@ss 9.0	27440205

ETIM

ETIM 3.0	EC000438
ETIM 4.0	EC000438
ETIM 5.0	EC000438

UNSPSC

UNSPSC 6.01	30211923
UNSPSC 7.0901	39121522
UNSPSC 11	39121522
UNSPSC 12.01	39121522
UNSPSC 13.2	39121522

Approvals

Approvals


Approvals

UL Recognized / EAC / EAC / GL / CSA

Ex Approvals

Approvals submitted

Approval details

UL Recognized 	
mm ² /AWG/kcmil	6
Nominal current I _N	80 A
Nominal voltage U _N	600 V

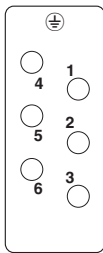
Contact insert - HC-K 6/0-EBUS - 1580537

Approvals

EAC	
EAC	
GL	
CSA	
mm ² /AWG/kcmil	10-6
Nominal current I _N	60 A
Nominal voltage U _N	600 V

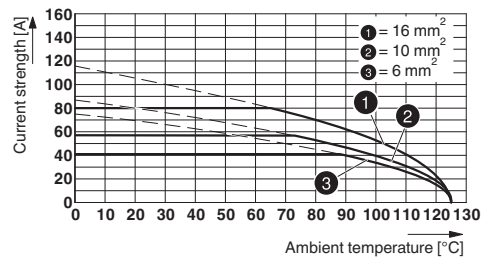
Drawings

Schematic diagram



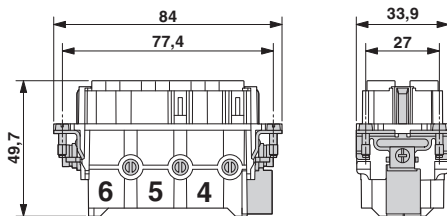
Connector pin assignment, connection side

Diagram



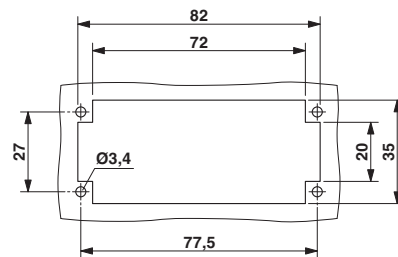
Derating diagram

Dimensional drawing



Dimensional drawing

Dimensional drawing



Panel cutout