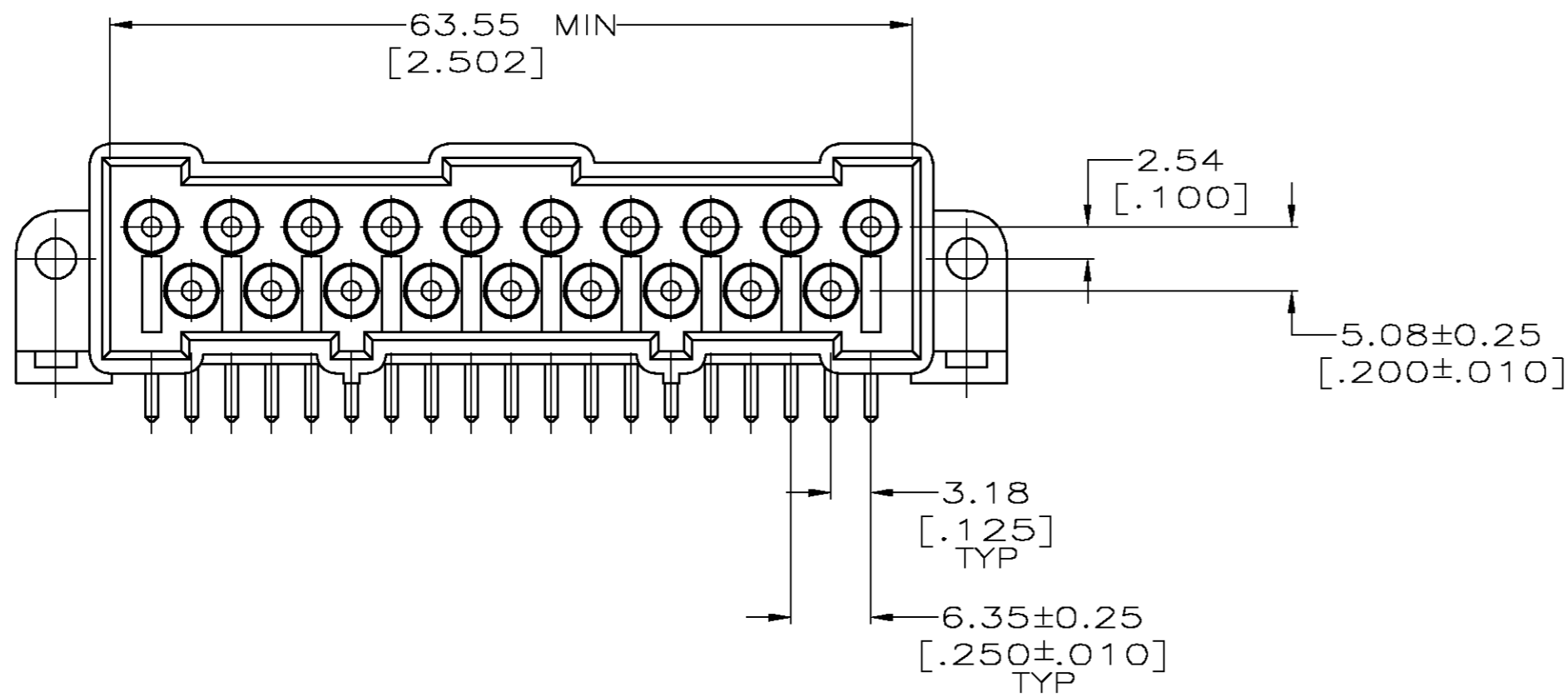
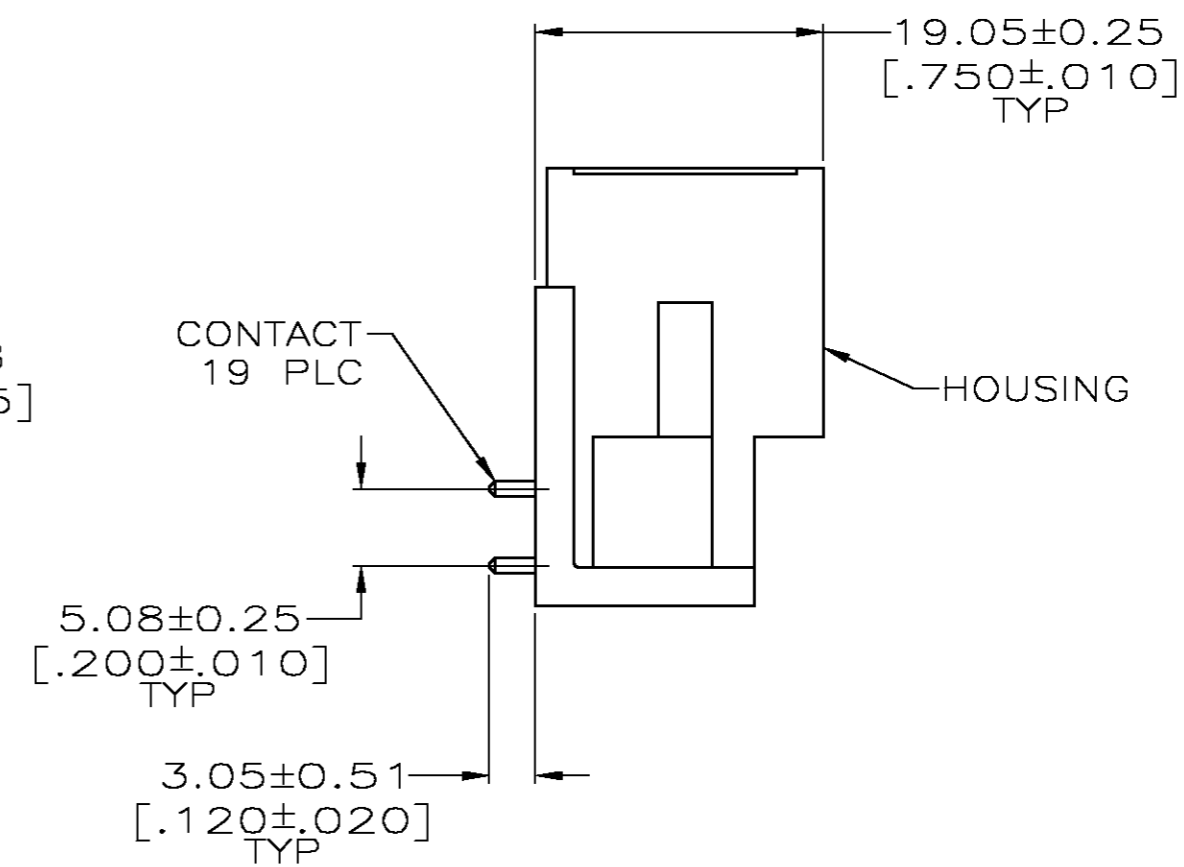
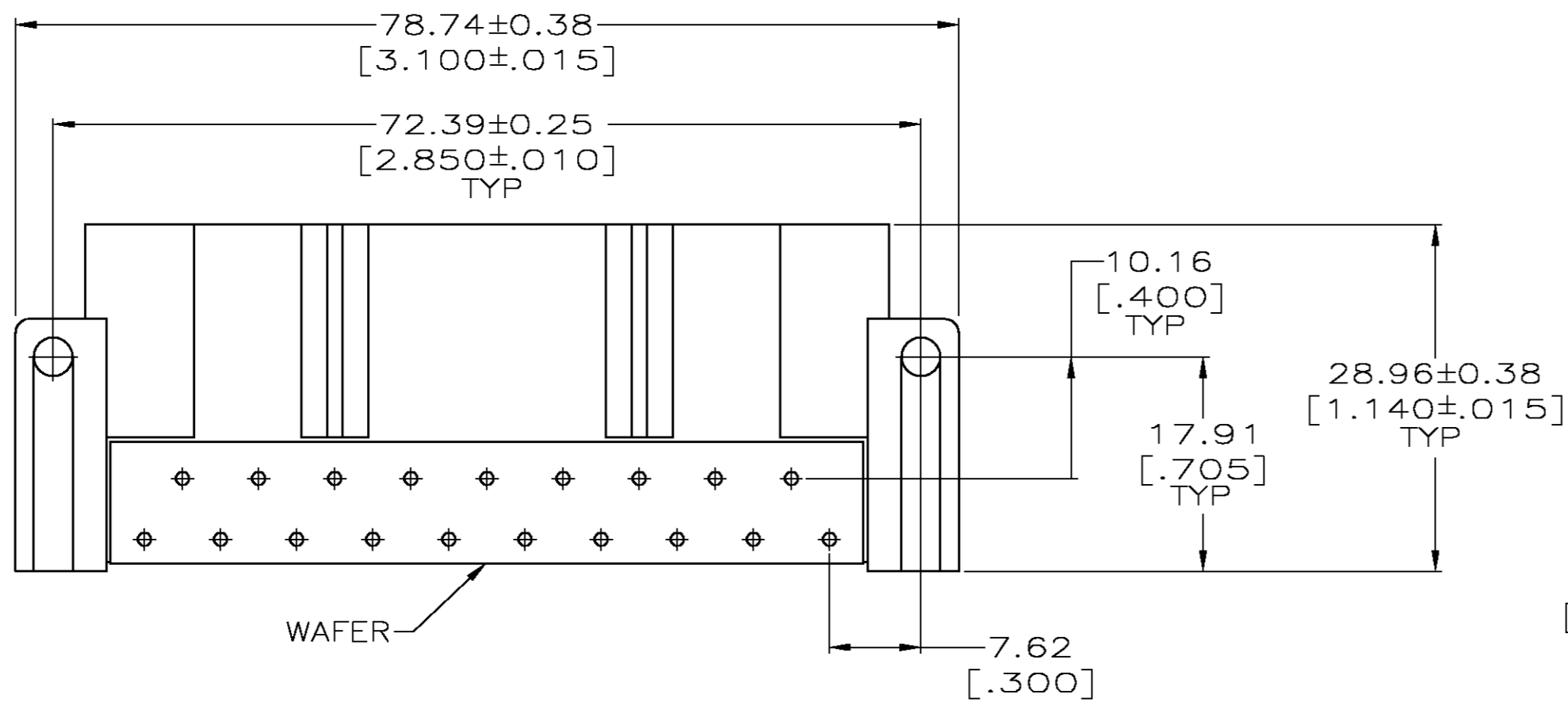


THIS DRAWING IS UNPUBLISHED. RELEASED FOR PUBLICATION
 © COPYRIGHT BY TYCO ELECTRONICS CORPORATION. ALL RIGHTS RESERVED.

LOC		DIST		REVISIONS			
P	LTR	DESCRIPTION	DATE	DWN	APVD		
FT	0						
	K	REVISED PER 0G3B-0354-04	4/23/04	SS	GS		



- 1 NYLON, UL 94V-0 RATED, NATURAL (RED).
- 2 PLASTIC LAMINATED SHEET.
- 3 BRASS.
- 4 3.81µm [.000150] TIN-LEAD OVER COPPER.
- 5 .000150 LEAD FREE TIN OVER CU.



5	208099-3
4	208099-1
PLATING	PART NO

THIS DRAWING IS A CONTROLLED DOCUMENT.		DWN L.SIPE 05/13/92	Tyco Electronics Corporation Harrisburg, Pa													
DIMENSIONS: INCHES		CHK W.LENKER 5-14-92	NAME A.TRAVIS													
TOLERANCES UNLESS OTHERWISE SPECIFIED:		APVD A.TRAVIS 5-14-92	PRODUCT SPEC													
<table border="0"> <tr><td>0 PLC</td><td>± -</td></tr> <tr><td>1 PLC</td><td>± -</td></tr> <tr><td>2 PLC</td><td>± 0.13 [.005]</td></tr> <tr><td>3 PLC</td><td>± -</td></tr> <tr><td>4 PLC</td><td>± -</td></tr> <tr><td>ANGLES</td><td>± -</td></tr> </table>		0 PLC	± -	1 PLC	± -	2 PLC	± 0.13 [.005]	3 PLC	± -	4 PLC	± -	ANGLES	± -	APPLICATION SPEC		RESTRICTED TO
0 PLC	± -															
1 PLC	± -															
2 PLC	± 0.13 [.005]															
3 PLC	± -															
4 PLC	± -															
ANGLES	± -															
MATERIAL HOUSING: 1	FINISH CONTACTS: 4	WEIGHT -	SIZE A2 CAGE CODE 00779	DRAWING NO C=208099												
CUSTOMER DRAWING		SCALE 2:1	SHEET 1 OF 1	REV K												