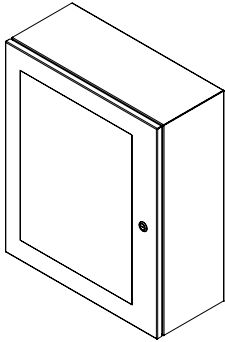



PART No. EN4SD24208WLG
 for more information visit
www.hammfg.com
 Data subject to change without notice
 Isometric drawing Not to Scale



ISOMETRIC VIEW



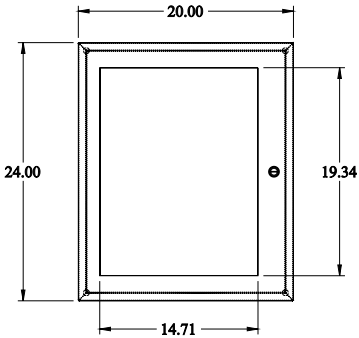
TOP VIEW




BACK VIEW



LEFT SIDE VIEW



FRONT VIEW



RIGHT SIDE VIEW



BOTTOM VIEW