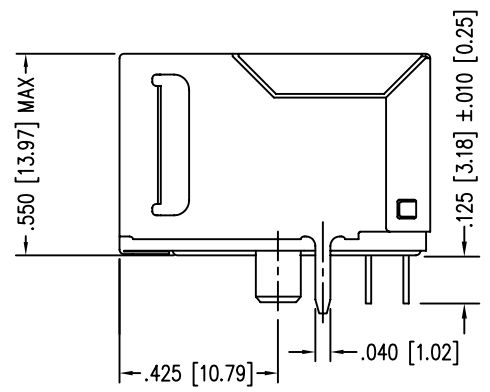
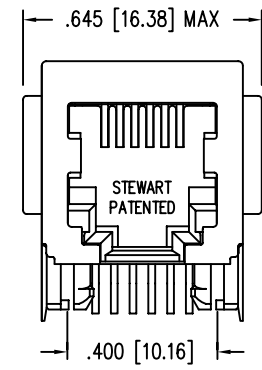
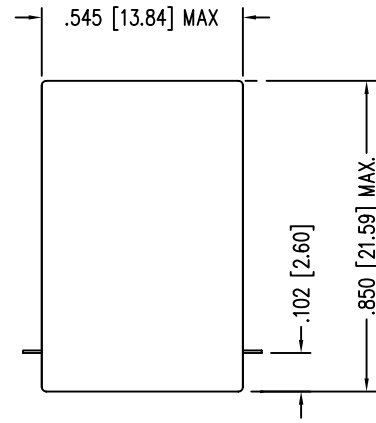
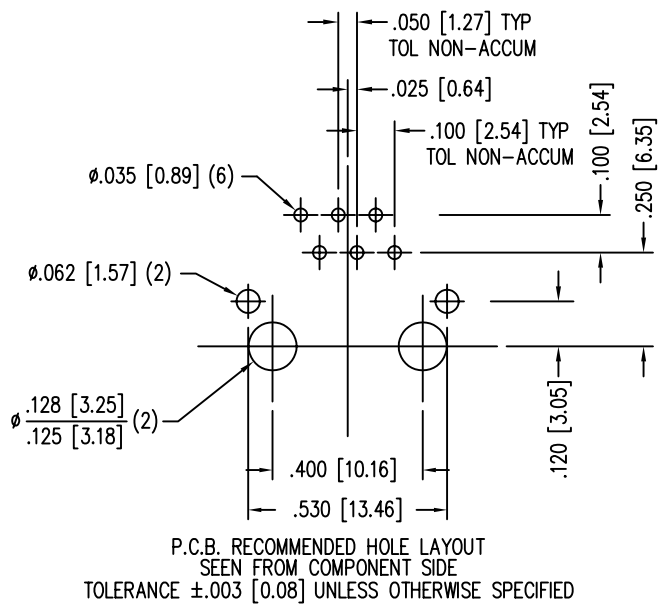


DATE	REV	ECN	APP'D. BY
1/30/06	A1	7455	JM
7-5-07	A2	8136	TRM
2-06-09	A3	8652	TA



- NOTES:
- CONNECTOR MATERIALS:
 HOUSING: THERMOPLASTIC UL94 V-0
 CONTACTS/SHIELD: COPPER ALLOY
 SHIELD PLATING: NICKEL OR "REFLOW" TIN
 CONTACT PLATING: SELECTIVE GOLD IN CONTACT AREA
 SEE CHART FOR PART NUMBER
 - FOR PRODUCT SPECIFICATIONS SEE PR022-01.
 - DIMENSIONS AND TOLERANCES COMPLY WITH FCC/CFR 47, PART 68.

30 MICRO-INCHES [0.76um]	SS-6466S-A-PGFLS
CONTACT PLATING IN MATING AREA	PART NUMBER



REV. 6/3/05



THIRD ANGLE PROJECTION	
DO NOT SCALE DRAWING DRAWING IS SUBJECT TO CHANGE WITHOUT NOTICE	
DIMENSIONS: INCHES [METRIC]	
UNLESS OTHERWISE SPECIFIED TOLERANCES ARE ±.005 [0.13] ANGLES ARE ± 1°	
SHEET NO. 1 OF 1	

Bel Stewart Connector

11118 Susquehanna Trail South
 Glen Rock, PA 17327-9199
 (717) 235-7512 Fax: (717) 235-7954 <http://www.stewartconnector.com>

TITLE: EMI-RFI ONE PIECE SHIELDED, ESD GROUNDED, 6 X 6 JACK
 "-PGFLS" DESIGNATES ENHANCED SHIELD WITH PANEL STOPS

DRN BY: KRL	DATE: 1/30/06
APPD BY: JM	DATE: 1-30-06
DWG NO. CT640174	REV. A3

THIS DRAWING AND THE SUBJECT MATTER SHOWN THEREON ARE CONFIDENTIAL AND THE PROPRIETARY PROPERTY OF BEL STEWART CONNECTOR AND SHALL NOT BE REPRODUCED, COPIED, OR USED IN ANY MANNER WITHOUT PRIOR WRITTEN CONSENT OF BEL STEWART CONNECTOR. THE SUBJECT MATTER MAY BE PATENTED OR A PATENT MAY BE PENDING.