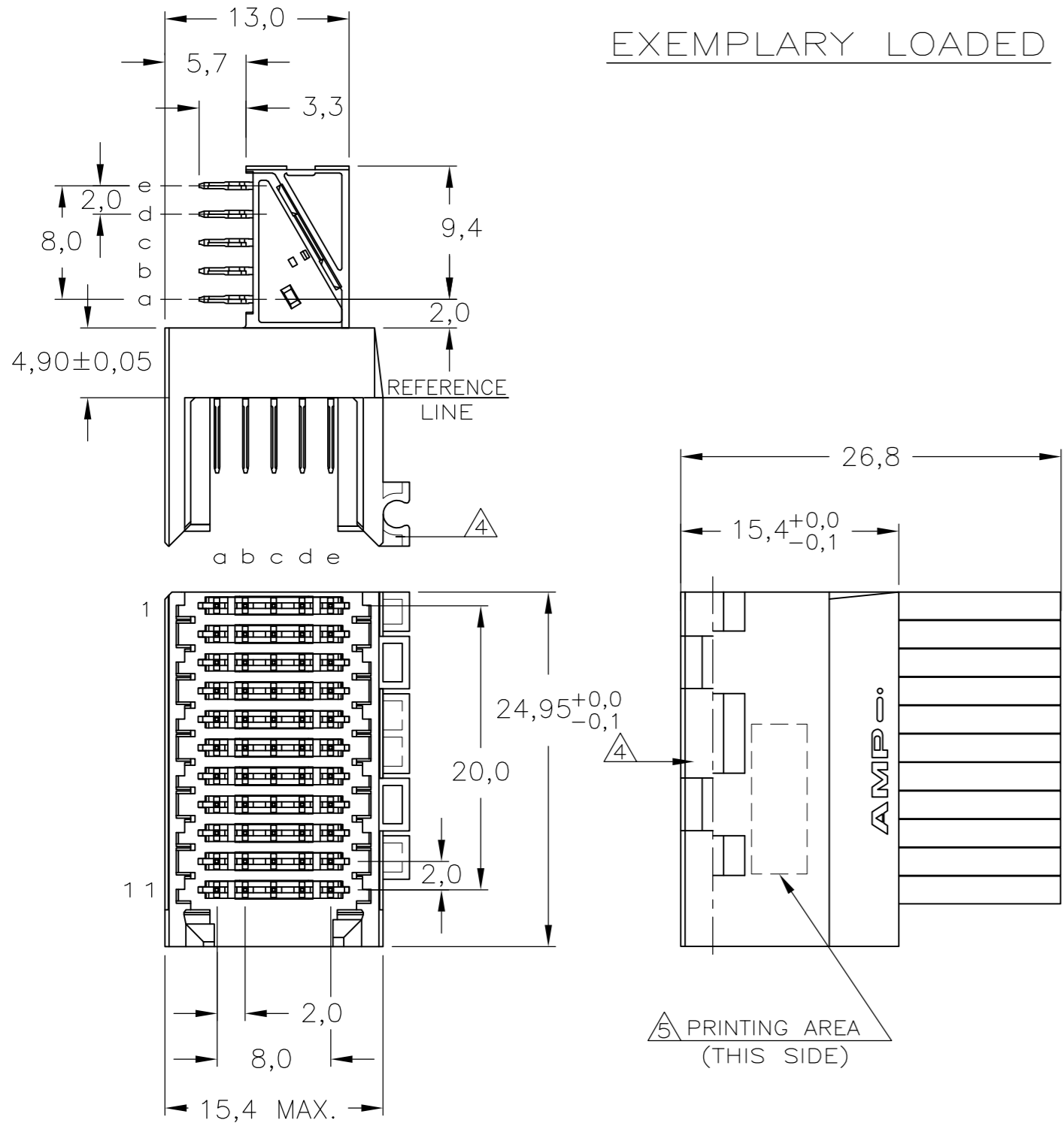


THIS DRAWING IS UNPUBLISHED. RELEASED FOR PUBLICATION  
 © COPYRIGHT BY TYCO ELECTRONICS CORPORATION. ALL RIGHTS RESERVED.

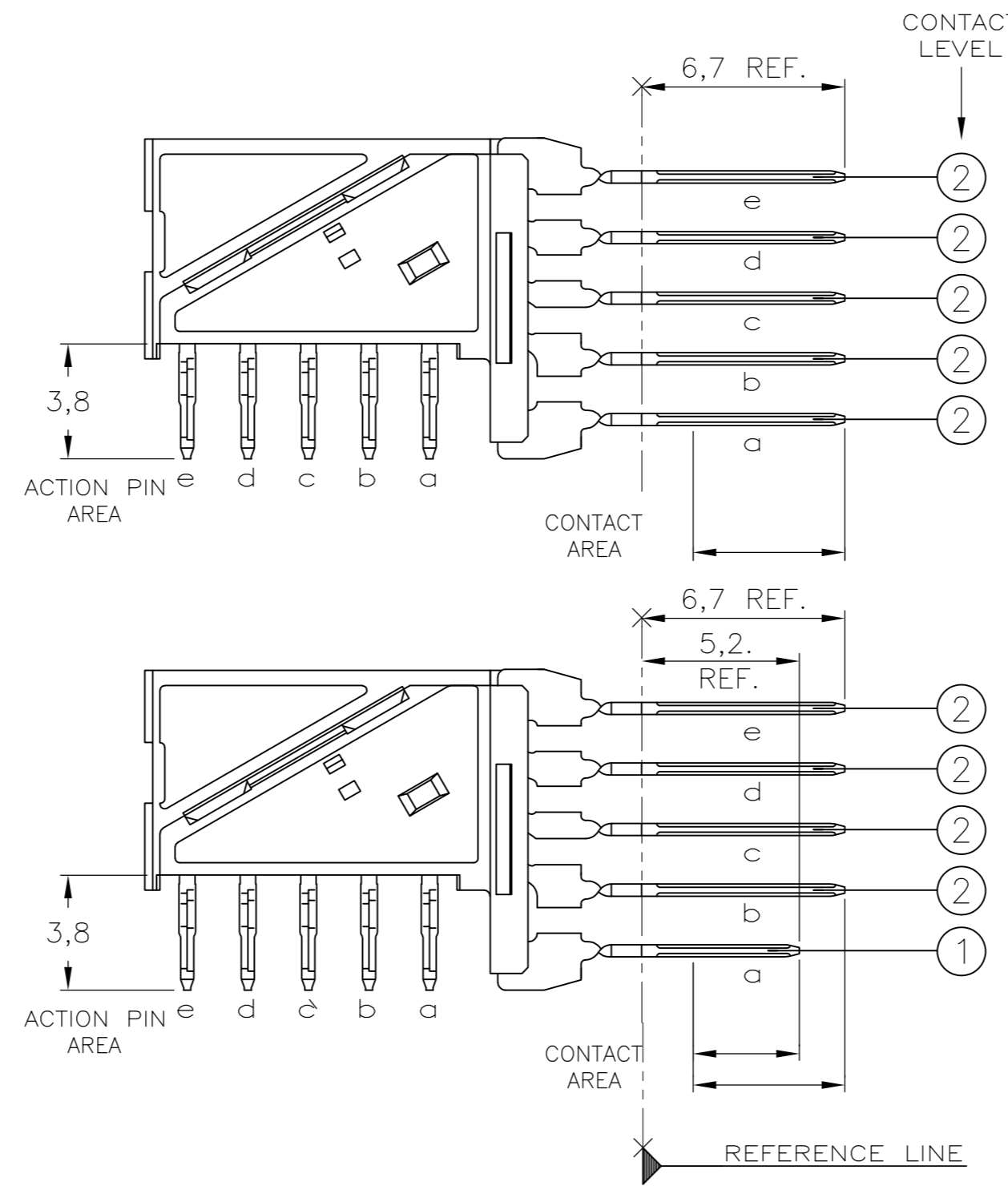
CONNECTOR ASSEMBLY  
 EXEMPLARY LOADED



NOTES:

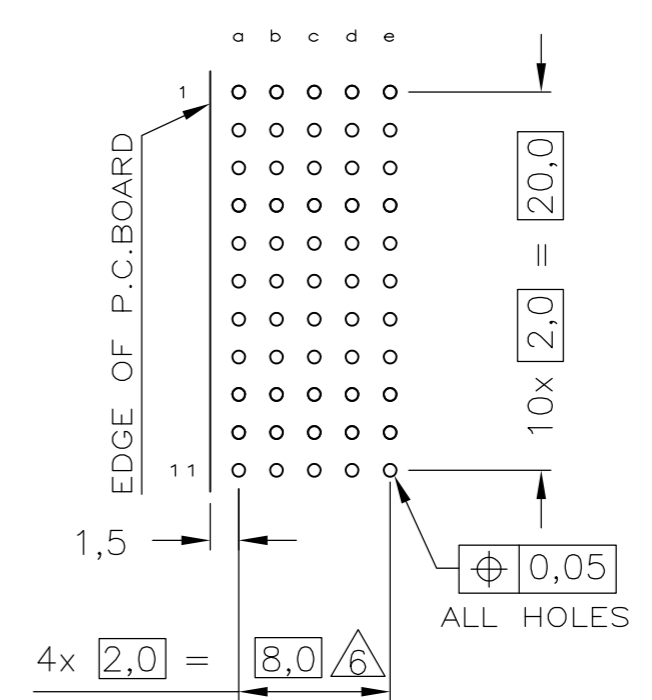
- 1 MATERIAL HOUSING : GREY GLASSFILLED POLYESTER  
CONTACT : PHOSPHORBRONZE
- 2 GENERAL PLATING SPECIFICATION: UNDERPLATING (ENTIRE CONTACT):  
1,27µm NICKEL MIN. AND ACTION PIN: 0,5µm TIN MIN.  
FOR PLATING OF MATING SURFACES SEE APPLICABLE SPECIFICATION  
REFERENCE FOR EACH DASH NUMBER.
- 3 CONFORMS TO ALL TESTING ACCORDING IEC 61076-4-101  
PERFORMANCE LEVEL 2.
- 4 CONNECTOR ASSEMBLY WITH LATCH HINGE FOR CABLE CONNECTOR.
- 5 CONNECTOR PRINTED WITH PARTNUMBER AND DATECODE
- 6 PLATED-THROUGH HOLES AT 2x2mm SQUARE GRID.

CONTACT DIMENSIONS




LOC	DIST	REVISIONS			
P	LTR	DESCRIPTION	DATE	DWN	APVD
H	-	B	EH10-0680-05	07JUN05	BSV BM
		C	ECR-10-013652	10SEP10	JS MQW

RECOMMENDED PCB-HOLE LAY-OUT  
 COMPONENT SIDE SHOWN



CONTACT LAYOUT



P.C.B. HOLE DIM. ACTION PIN  
 FOR DETAILS SEE  
 APPLICATION SPECIFICATION

CONTACT FINISH	1-5188748-1
PART NUMBER	5188748-1

THIS DRAWING IS A CONTROLLED DOCUMENT.		DWN K.N.KIRAN 13AUG2004	Tyco Electronics Corporation s-Hertogenbosch,5222AR-32	
DIMENSIONS: mm	TOLERANCES UNLESS OTHERWISE SPECIFIED: ±0.2	CHK B.MOOIJ 23DEC2004	NAME Z-PACK 2mm HM TYPE C 55 POS. RIGHT ANGLE MALE CONNECTOR ASSEMBLY	
MATERIAL	FINISH	APVD B.MOOIJ 23DEC2004	SIZE A2	CAGE CODE 00779
		PRODUCT SPEC 108-19082	DRAWING NO C=5188748	RESTRICTED TO -
		APPLICATION SPEC 114-19029	SCALE 5:1	SHEET 1 OF 1
		WEIGHT -	REV C	
		CUSTOMER DRAWING		