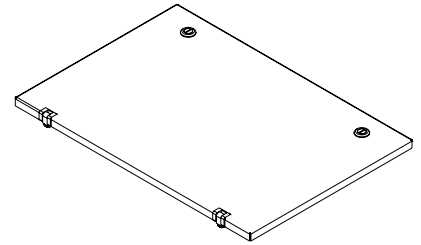


PART No. **2CSDC2436**


for more information visit  
[www.hammfg.com](http://www.hammfg.com)

Data subject to change without notice

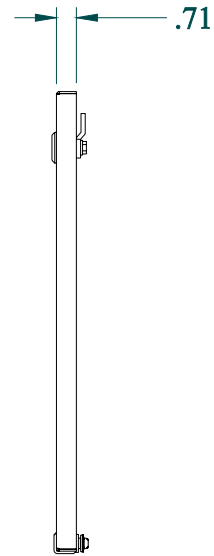
Isometric drawing Not to Scale



ISOMETRIC VIEW



FRONT VIEW



RIGHT SIDE VIEW