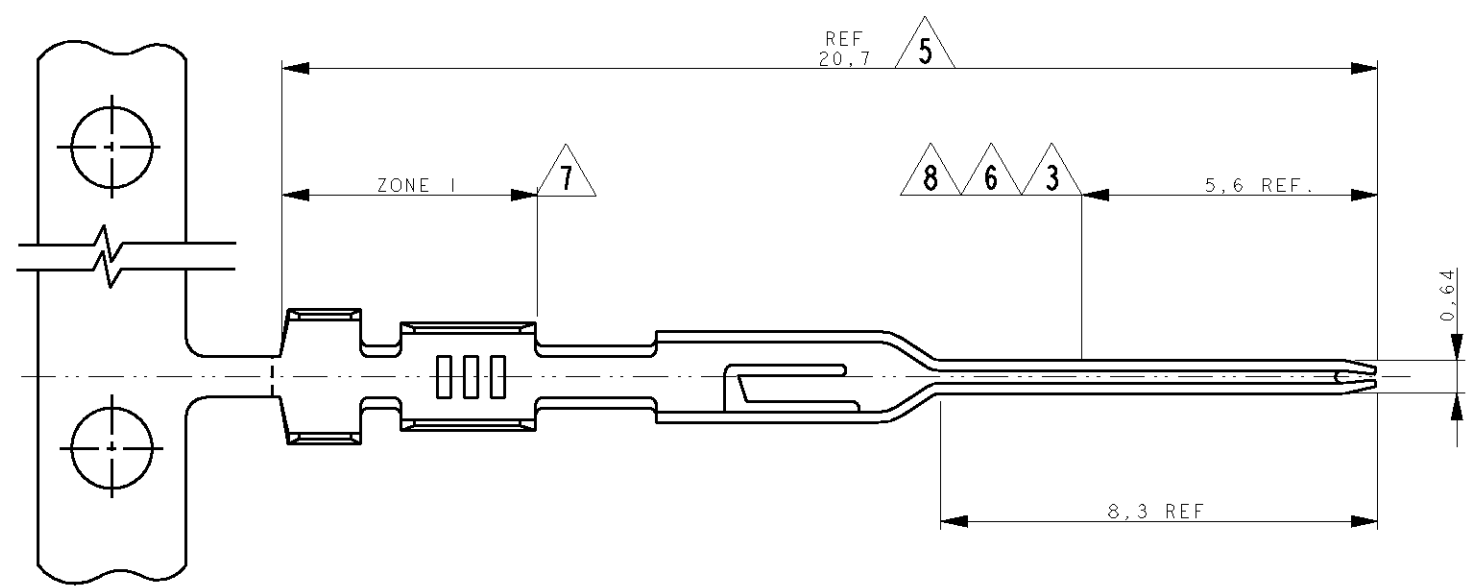


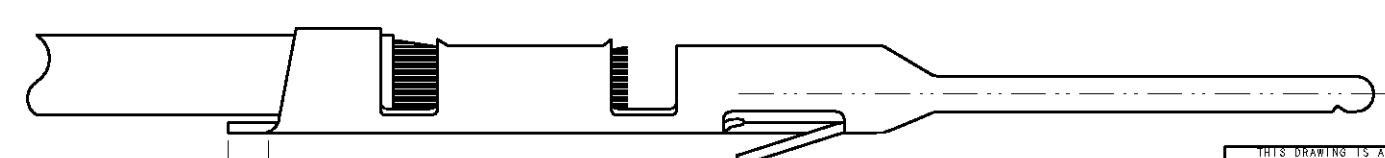
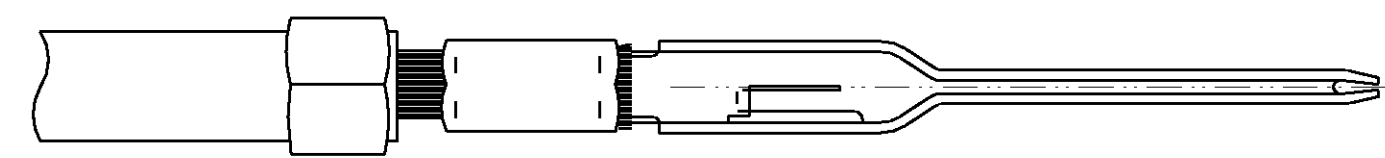
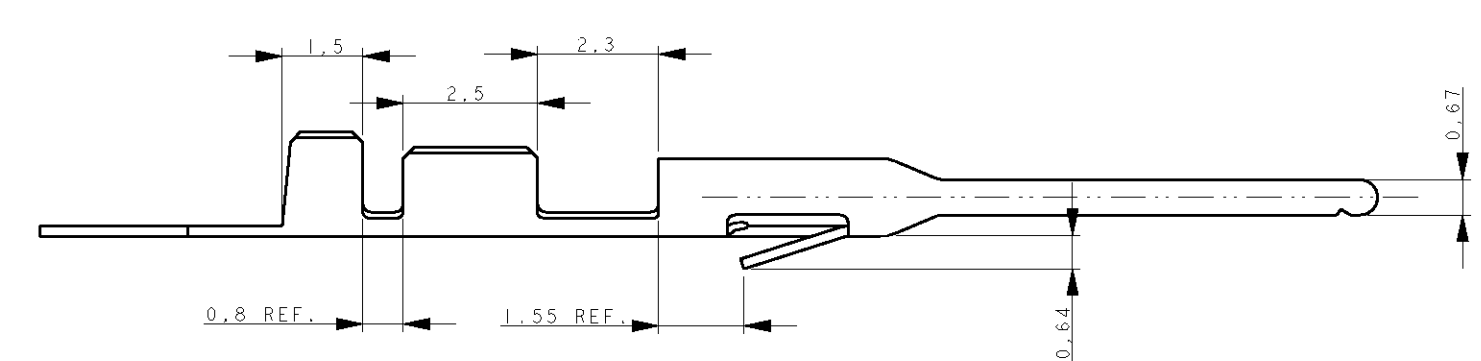
THIS DRAWING IS UNPUBLISHED. RELEASED FOR PUBLICATION
 © COPYRIGHT - BY TYCO ELECTRONICS CORPORATION. ALL RIGHTS RESERVED.

LOC	DIST	REVISIONS			
P	LTR	DESCRIPTION	DATE	DWN	APVD
H	-	EI	28FEB06	RvH	MvD



NOTES:

- 1 USE HANDTOOL 90340-1 FOR CRIMPING LOOSE PIECE CONTACTS.
- 2 FOR MINI APPLICATOR CRIMPING.
- 3 PARTS TO BE PLATED AS FOLLOWS: 166678-1
 -UNDERCOATING: 0,8µm NICKEL
 -SELECTIVE (OVER 5,6 LENGTH): 0,8µm MIN.GOLD
 -REMAINDER: NICKEL ONLY.
- 4 MATERIAL: PHOSPHOR BRONZE.
- 5 PLATING 166678-2: 2µm MIN.Sn OVER TOTAL LENGTH
- 6 PLATING 166678-3: UNDERCOATING 0,8µm MIN. NICKEL
 SELECTIVE OVER 5,6 LENGTH: 1,25µm MIN. GOLD
 REMAINDER: NICKEL ONLY
- 7 ZONE I: BRIGHT TIN PLATED
 TIN/LEAD PLATING PERMITTED ON CARRIERSTRIP.(1µm THICK)
- 8 PLATING 166678-4: UNDERCOATING 0,8µm MIN. NICKEL
 SELECTIVE OVER 5,6 LENGTH: 0,4µm MIN. GOLD
 REMAINDER: NICKEL ONLY
- 9 ADVANCED PROD. NRS. FOR DIN 41612 PART 5 SPEC.



7	8	166679-4	166678-4
6	7	166679-3	166678-3
	5	166679-2	166678-2
3	7	166679-1	166678-1
PLATING		LOOSE PIECE PART NO. 1	PART NUMBER 2

WIRE RANGE 0,12-0,35MM ²		DIMENSIONS: mm		TOLERANCES UNLESS OTHERWISE SPECIFIED: 0 PLC ± 1 PLC ± 2 PLC ± 3 PLC ± 4 PLC ± ANGLES ± MATERIAL - FINISH -		DWN S.ELOISE 13NOV 95 CHK Rvd IECK 04MAR 96 APVD MvDRIEJ 28FEB06 PRODUCT SPEC - APPLICATION SPEC - WEIGHT -		tyco Electronics TYCO ELECTRONICS NEDERLAND B.V. 's-HERTOGENBOSCH, THE NETHERLANDS	
INSUL. RANGE 1,55 MAX.				CUSTOMER DRAWING		NAME CONTACT, MOD IV, PIN FOR 22-26 AWG (STRIP)		SIZE A3 CAGE CODE 00779 DRAWING NO C-166678 RESTRICTED TO -	
				SCALE - SHEET 1 OF 1 REV EI					