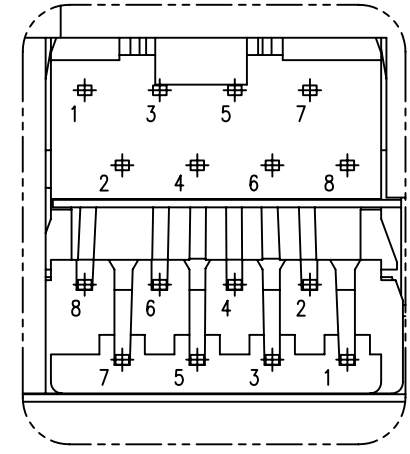
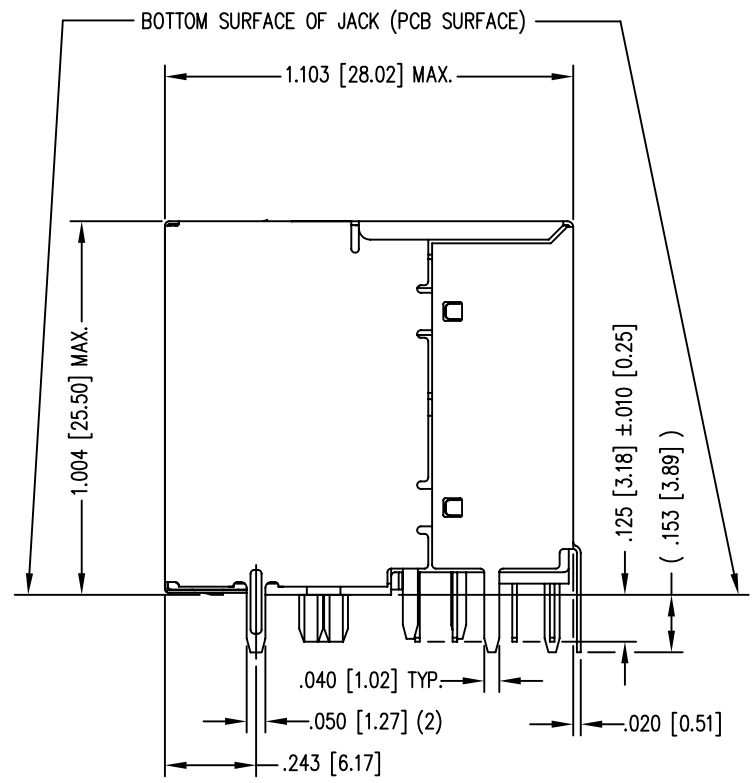
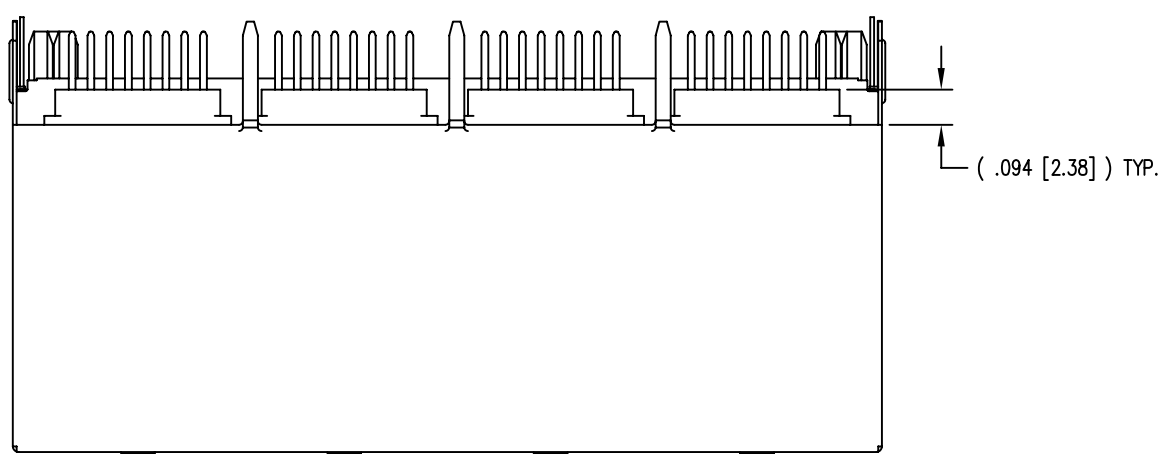
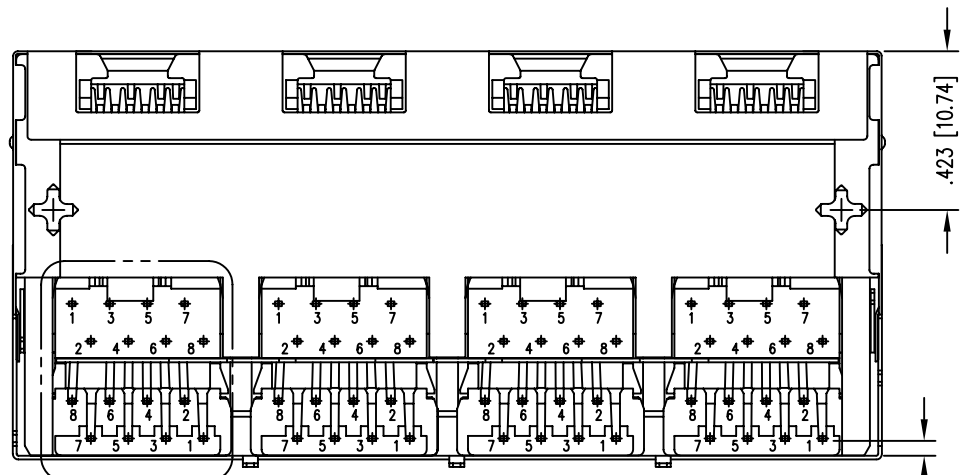
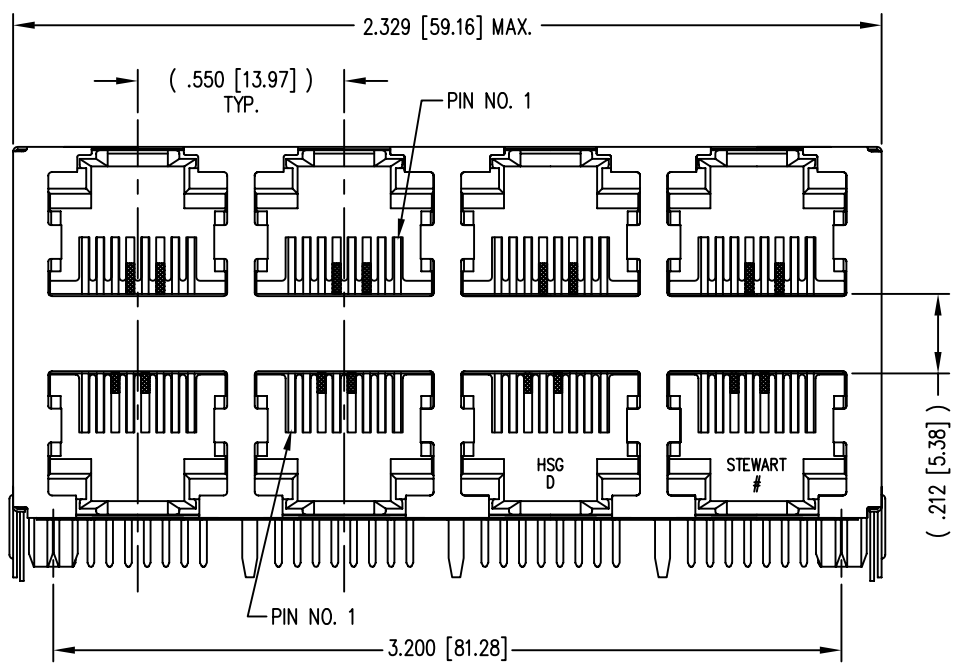


DATE	REV	ECN	APP'D. BY
6-27-06	A5	7581	TRM
9-18-06	A6	7755	TRM



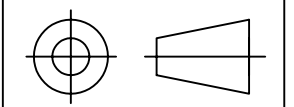
PIN DETAIL
TYP. ALL PORTS

NOTES:

- CONNECTOR MATERIALS:
HOUSING: THERMOPLASTIC UL94 V-0
CONTACTS/SHIELD: COPPER ALLOY
CONTACT PLATING: SELECTIVE GOLD IN CONTACT AREA
SEE CHART FOR PART NUMBER
SHIELD PLATING: NICKEL OR TIN
- FOR PRODUCT SPECIFICATION SEE PR022-01.
- DIMENSIONS AND TOLERANCES COMPLY WITH FCC/CFR 47, PART 68.
- DESIGNED FOR CATEGORY 5/5e APPLICATIONS.

50 MICRO-INCHES [1.27um]	SS-73100-009
CONTACT PLATING IN MATING AREA	PART NUMBER

THIRD ANGLE PROJECTION




DO NOT SCALE DRAWING
DRAWING IS SUBJECT TO
CHANGE WITHOUT NOTICE

DIMENSIONS: INCHES [METRIC]

UNLESS OTHERWISE SPECIFIED
TOLERANCES ARE ±.005 [0.13]
ANGLES ARE ± 1°

SHEET NO. 1 OF 2



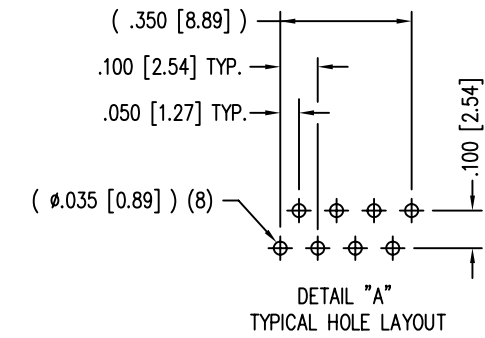
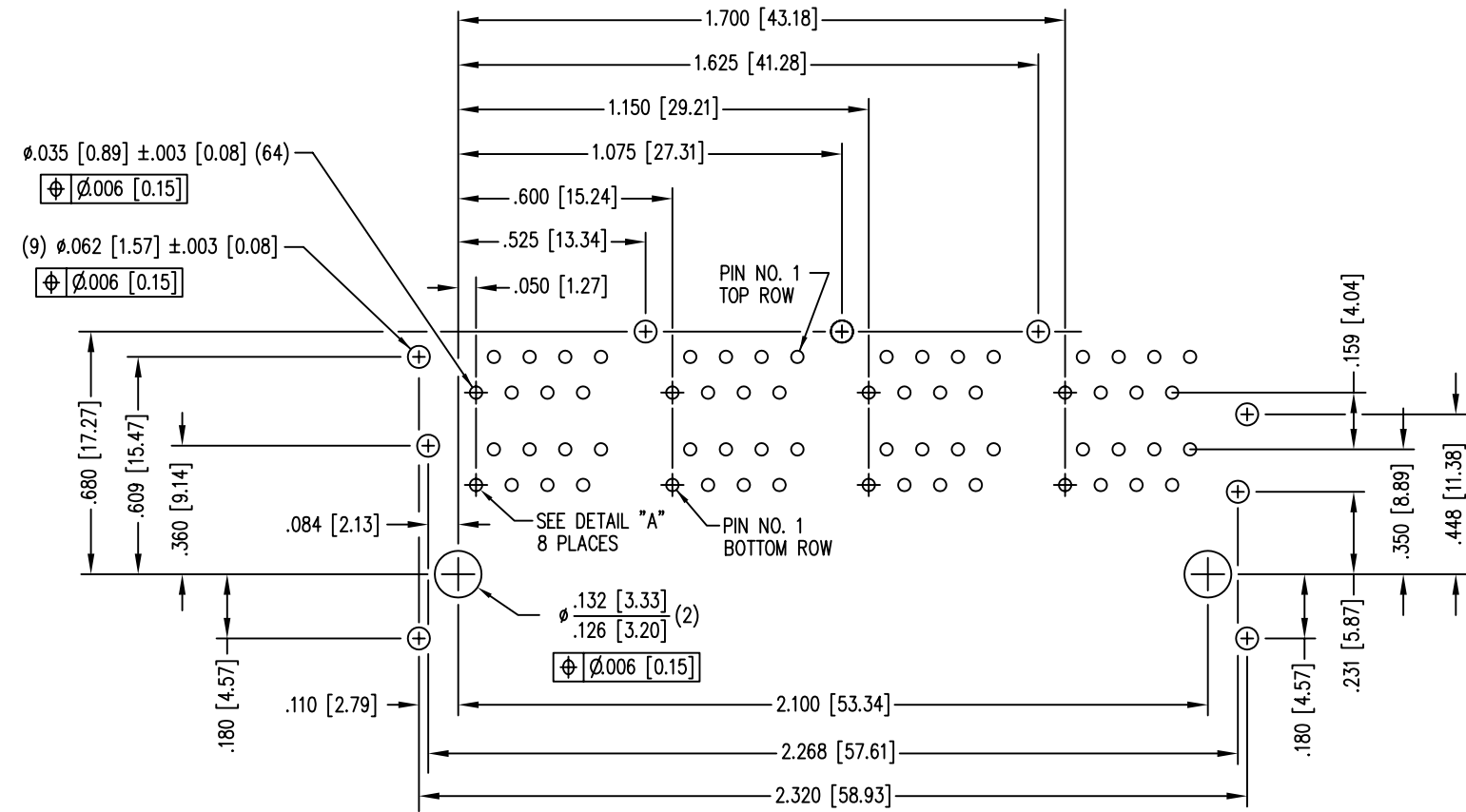
Bel Stewart Connector

11118 Susquehanna Trail South
Glen Rock, PA 17327-9199
(717) 235-7512 Fax: (717) 235-7954 <http://www.stewartconnector.com>

TITLE: EIGHT CONTACT, EIGHT POSITION SHIELDED STACK JACK
ENHANCED SHIELD, 8 PORT (4 ON 4)

THIS DRAWING AND THE SUBJECT MATTER SHOWN THEREON
ARE CONFIDENTIAL AND THE PROPRIETARY PROPERTY OF
STEWART CONNECTOR ("SCS") AND SHALL NOT BE
REPRODUCED, COPIED OR USED IN ANY MANNER WITHOUT
PRIOR WRITTEN CONSENT OF "SCS". THE SUBJECT MATTER
MAY BE PATENTED OR A PATENT MAY BE PENDING. © SCS

DRN BY: QUI	DATE 7-13-05
APPD BY: DANNY	DATE 7-13-05
DWG NO. CT730085	REV. A6



P.C.B. RECOMMENDED HOLE LAYOUT
 SEEN FROM COMPONENT SIDE
 ALL CENTERLINE DIMENSIONS ARE BASIC.

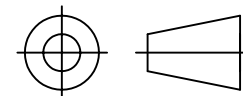
B

B

A

A

THIRD ANGLE PROJECTION



Bel Stewart Connector

11118 Susquehanna Trail South
 Glen Rock, PA 17327-9199
 (717) 235-7512 Fax: (717) 235-7954 <http://www.stewartconnector.com>

DO NOT SCALE DRAWING
 DRAWING IS SUBJECT TO
 CHANGE WITHOUT NOTICE

TITLE: EIGHT CONTACT, EIGHT POSITION SHIELDED STACK JACK
 ENHANCED SHIELD, 12 PORT (6 ON 6)

DIMENSIONS: INCHES [METRIC]

THIS DRAWING AND THE SUBJECT MATTER SHOWN THEREON
 ARE CONFIDENTIAL AND THE PROPRIETARY PROPERTY OF
 STEWART CONNECTOR ("SCS") AND SHALL NOT BE
 REPRODUCED, COPIED OR USED IN ANY MANNER WITHOUT
 PRIOR WRITTEN CONSENT OF "SCS". THE SUBJECT MATTER
 MAY BE PATENTED OR A PATENT MAY BE PENDING. © SCS

DRN BY: QUI DATE 7-13-05

APPD BY: DANNY DATE 7-13-05

DWG NO. CT730085 REV. A5

SHEET NO. 2 OF 2

