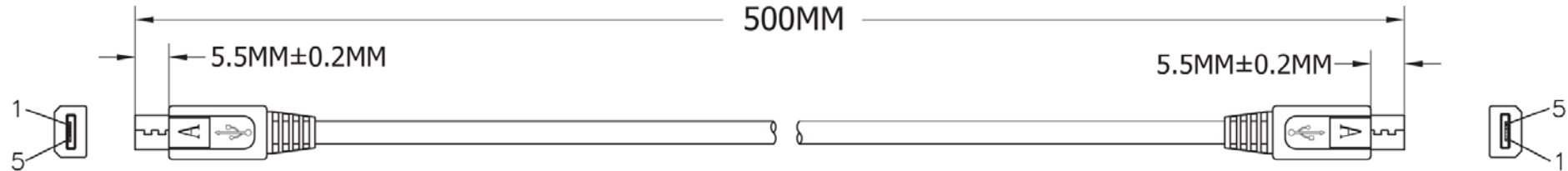


A


A



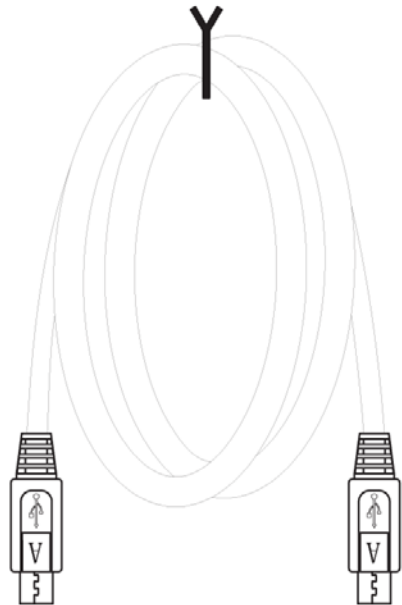
P1



P2



PIN ASSIGNMENT			
P1		P2	
1	RED	1	
2	WHITE	2	
3	GREEN	3	
4	BLACK	4	
5	DRAIN + BRAID	5	
SHELL		SHELL	



Material:

- Cable: USB2.0 UL2725 [28AWG(7/0.12TC+AL:)*1P+ 28AWG(7/0.12TC)*2C]+AEB(488 TC)
 - Jacket: Black
 - OD: 3.5MM
- Connectors: Micro USB 5P A/M Solder Type
 - Shell: Nickel
 - Pin: G/F
 - Insulator Color: Black
- Outer Jacket: Black PVC-50P

Electrical:

- 100% short, open, miswire test
- Conduct resistance: 2Ω Max.
- Insulation resistance: 5MΩ Min.
- Hi-Pot test: 300V DC

G

G

Scale	1:1						Name	Item No.
TOLERANCE						Drawn	10.19.11	AK67301-0.5
X.X	±0.40					Approved	Chappell	
X.XX	±0.25							Title
X.XXX	±0.15							USB2.0 Micro Connection Cable, 0.5 Meter USB A Micro Male <=> USB A Micro Male
Angle	±3°							Drawing No.
								rev00
								Replace
								Sheet



H

H