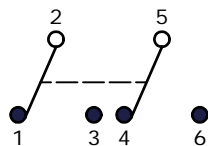


P.C. MOUNTING

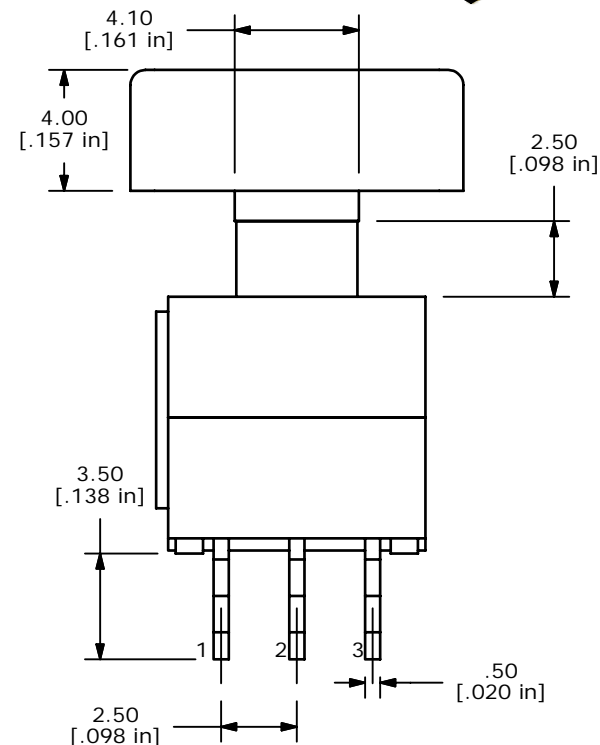
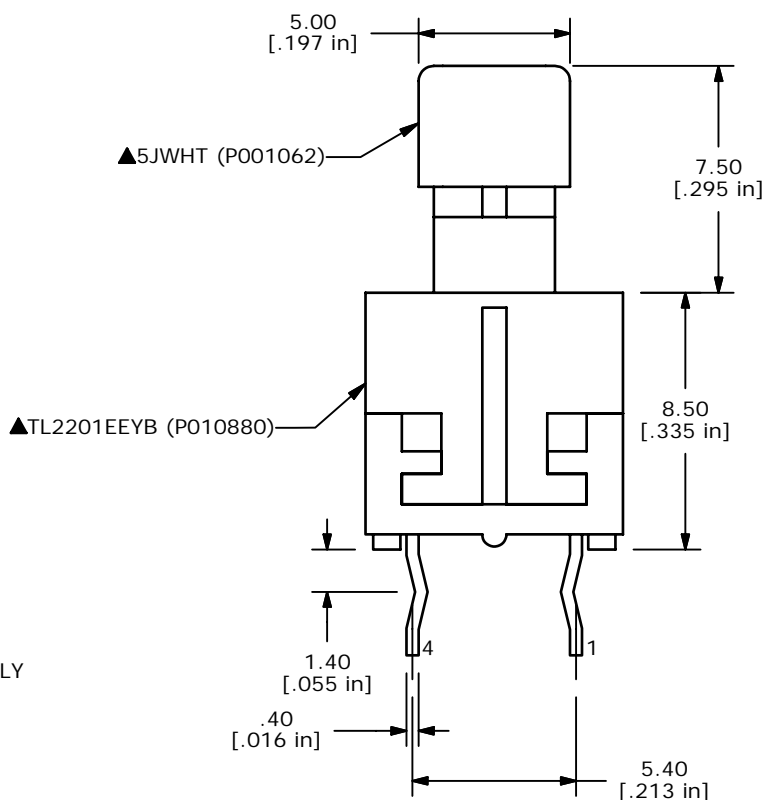
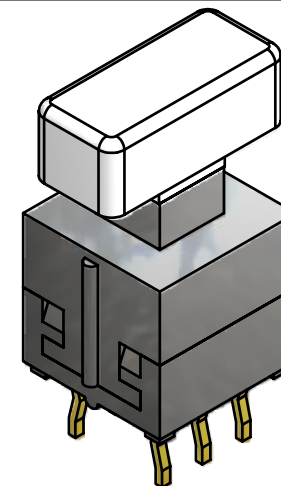
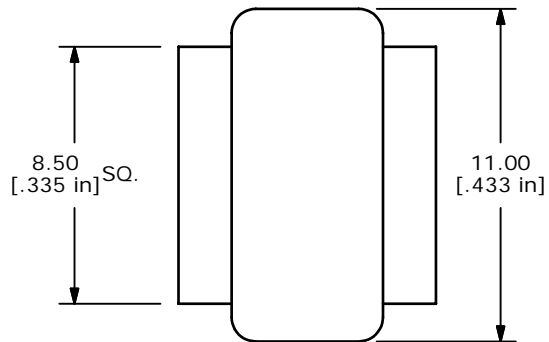
SWITCH FUNCTION	
POS. 1	POS. 2
ON	ON
2-1, 5-4	2-3, 5-6



CIRCUIT: DPDT

NOTES:

1. ALL DIMENSIONS IN MM [INCH]
2. GENERAL TOLERANCE: X.X=±0.4  
X.XX=±0.25
3. TERMINAL NUMBERS FOR REF. ONLY
4. RATING: 0.1A @ 30 VDC
5. TRAVEL TO LOCK: 1.50±0.38mm
6. FULL TRAVEL: 2.50±0.38mm
7. OPERATING FORCE: 220±50gf
8. ELECTRICAL LIFE: 10,000 CYCLES
9. ▲ DENOTES CRITICAL PARAMETER
10. 2002/95/EC (ROHS) COMPLIANT



**E-SWITCH®**

A	16382	RELEASED FOR PRODUCTION	9/6/06	BO
REV	PCR NO	DESCRIPTION	DATE	BY

THE INFORMATION CONTAINED IN THIS DOCUMENT IS PROPRIETARY TO E-SWITCH AND IS NOT TO BE COPIED OR TRANSFERRED

TITLE TL2201EEYB5JWHT				
SCALE	DATE	DR	DWG	REV
4:1	9/6/2006	BO	XP0009P	A