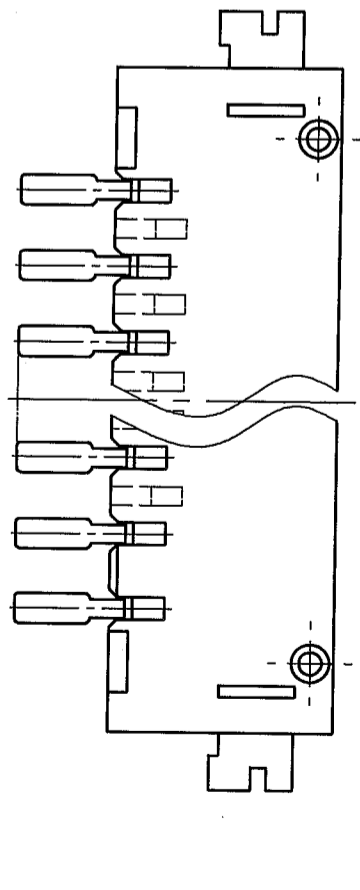
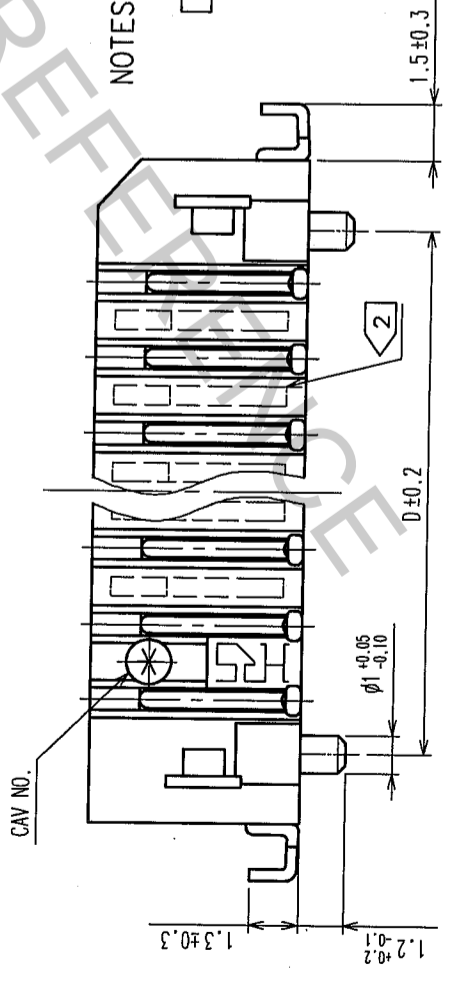
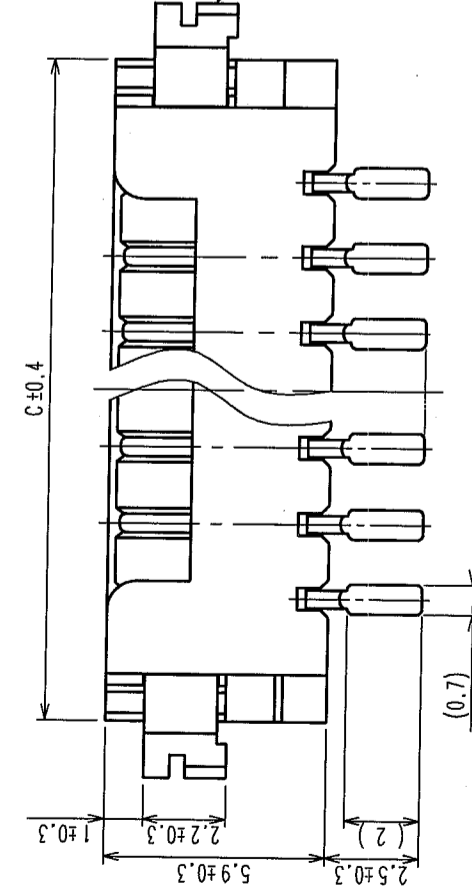
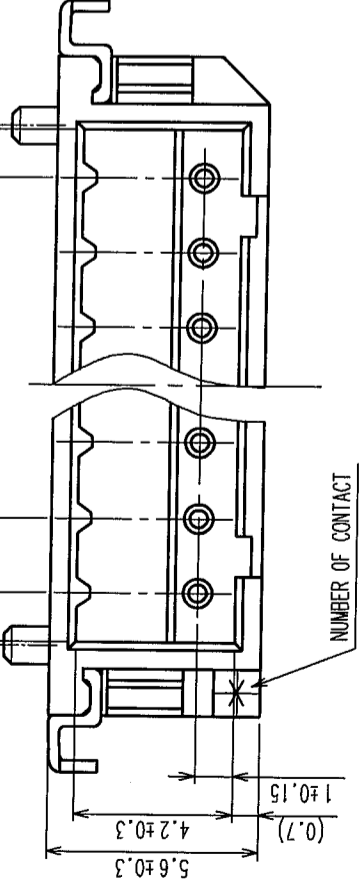


COUNT	DESCRIPTION OF REVISIONS	BY	CHKD	DATE	COUNT	DESCRIPTION OF REVISIONS	BY	CHKD	DATE
2	RE-H-06617	I.D	T.M	04.11.27					

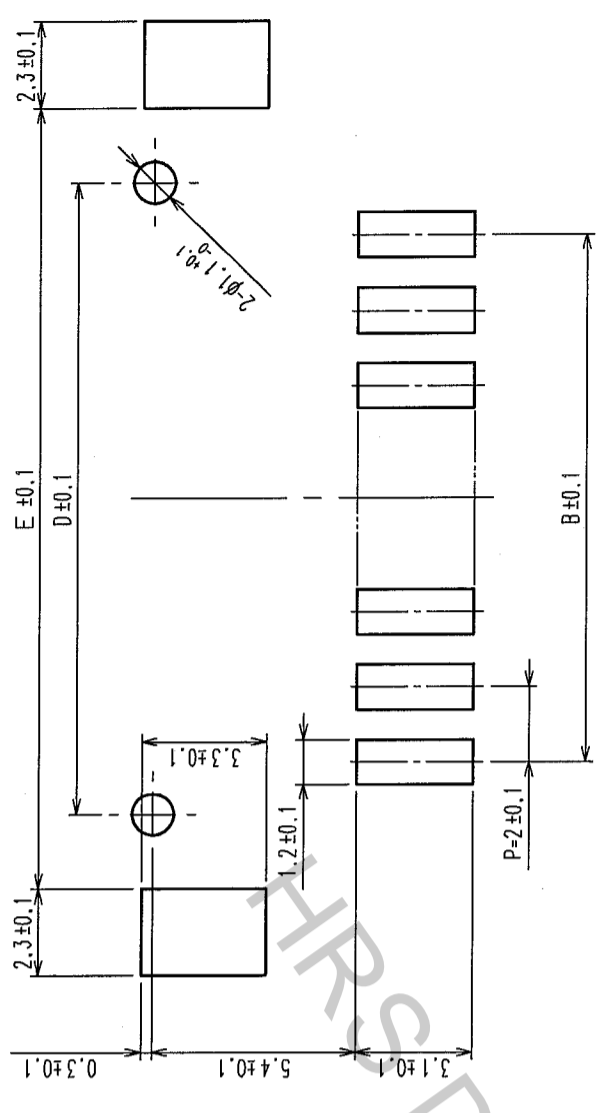
MATED CONNECTORS

DF3-\*S-2R\*(F=7.7)  
DF3-\*S-2C\*(F=8.4)

DF3Z-\*P-2H(20)



RECOMMENDED PATTERN



PART NO.	CODE NO.	A	B	C	D	E
DF3Z-2P-2H(20)	543-1042-5-20	4.6	2.0	8.5	4.8	8.74
DF3Z-3P-2H(20)	543-1043-8-20	6.6	4.0	10.5	6.8	10.74
DF3Z-4P-2H(20)	543-1044-0-20	8.6	6.0	12.5	8.8	12.74
DF3Z-5P-2H(20)	543-1045-3-20	10.6	8.0	14.5	10.8	14.74
DF3Z-6P-2H(20)	543-1046-6-20	12.6	10.0	16.5	12.8	16.74
DF3Z-7P-2H(20)	543-1047-9-20	14.6	12.0	18.5	14.8	18.74
DF3Z-8P-2H(20)	543-1048-1-20	16.6	14.0	20.5	16.8	20.74
DF3Z-9P-2H(20)	543-1049-4-20	18.6	16.0	22.5	18.8	22.74
DF3Z-10P-2H(20)	543-1050-3-20	20.6	18.0	24.5	20.8	24.74
DF3Z-11P-2H(20)	543-1051-6-20	22.6	20.0	26.5	22.8	26.74
DF3Z-12P-2H(20)	543-1052-9-20	24.6	22.0	28.5	24.8	28.74
DF3Z-13P-2H(20)	543-1053-1-20	26.6	24.0	30.5	26.8	30.74
DF3Z-14P-2H(20)	543-1054-4-20	28.6	26.0	32.5	28.8	32.74
DF3Z-15P-2H(20)	543-1055-7-20	30.6	28.0	34.5	30.8	34.74

NOTES1. LEAD CO-PLANARITY INCLUDE REINFORCED METAL FITTINGS SHALL BE 0.1mm MAX.  
 2. WHEN THE NUMBER OF CONTACT IS 2 TO 10, THIS PART IS FREE FROM SINKAGE INDICATING DOTTED LINES.  
 WHEN THE NUMBER OF CONTACT IS 11 TO 15, THERE ARE SINKAGES INDICATING DOTTED LINES.

NO.	MATERIAL	FINISH, REMARKS	CL	NO.	MATERIAL	FINISH, REMARKS
2	BRASS	SURFACE:TIN PLATED 1μ m min (UNDER PLATING)COPPER PLATED 0.5μ m min		5	S.PVC	STOPPER, GRAY
1	POLYAMIDE	BEIGE (NATURAL), J.U.L94-0		4	RIGID POLYVINYLCHLORIDE	ELECTROSTATIC PROTECTION, CLEAR
				3	BRASS	SURFACE:TIN PLATED 1μ m min (UNDER PLATING)NICKEL PLATED 1μ m min

NO.	MATERIAL	FINISH, REMARKS	CL	NO.	MATERIAL	FINISH, REMARKS

DESIGNED	CHECKED	APPROVED	RELEASED
M. Nakamoto	T. Miyazaki	T. Omo	
'04.03.25	'04.03.25	'04.03.25	'04.03.25

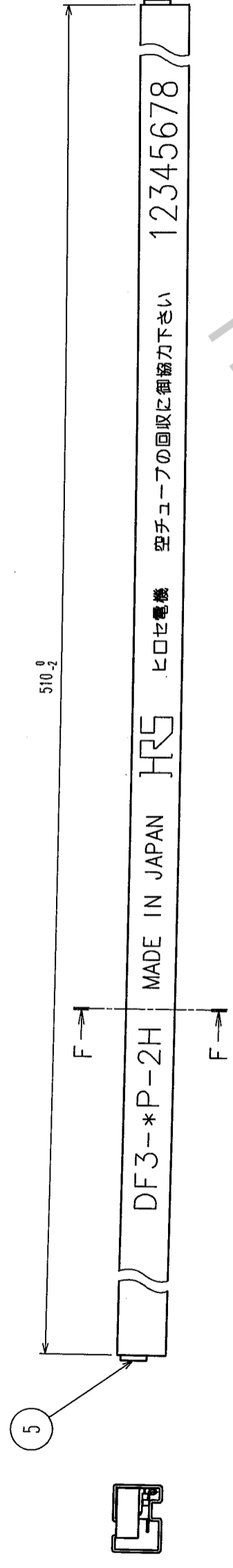
  

DRAWING NO.	PART NO.
EDC3-305940-10	DF3Z-*P-2H(20)

SCALE	UNITS
5 : 1	mm

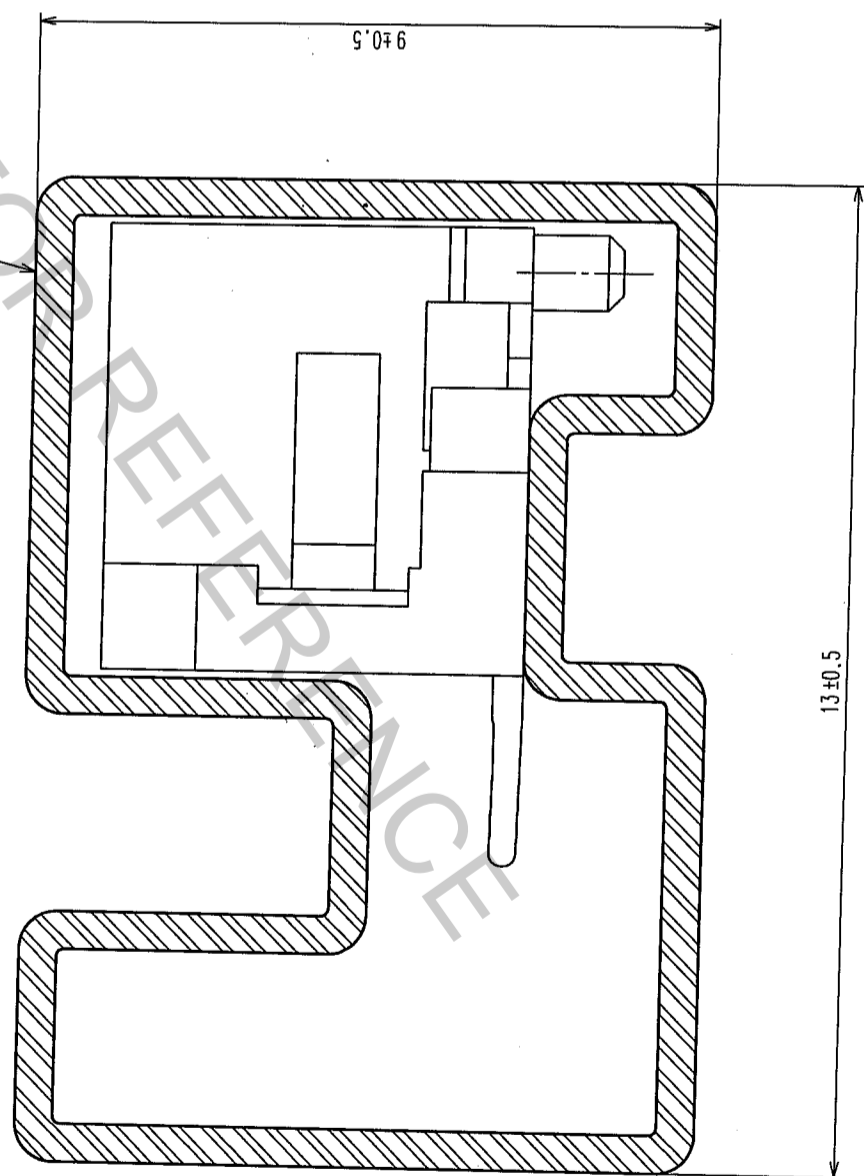
COUNT	DESCRIPTION OF REVISIONS	BY	CHKD	DATE	COUNT	DESCRIPTION OF REVISIONS	BY	CHKD	DATE
△					△				
△					△				
△					△				



NOTES3. NUMBER OF CONNECTORS PER A MAGAZINE CASE SHALL BE IN ACCORDANCE WITH THE LIST.  
 4. THESE CONNECTORS SHALL BE ON SALED IN ACCORDANCE WITH THE MULTIPLE QUANTITY ON THE LIST.

F-F (10:1)

CODE NO.	PART NO.	NUMBER OF CONNECTORS
543-1042-5-20	DF3Z-2P-2H(20)	41
543-1043-8-20	DF3Z-3P-2H(20)	34
543-1044-0-20	DF3Z-4P-2H(20)	30
543-1045-3-20	DF3Z-5P-2H(20)	26
543-1046-6-20	DF3Z-6P-2H(20)	23
543-1047-9-20	DF3Z-7P-2H(20)	21
543-1048-1-20	DF3Z-8P-2H(20)	19
543-1049-4-20	DF3Z-9P-2H(20)	18
543-1050-3-20	DF3Z-10P-2H(20)	17
543-1051-6-20	DF3Z-11P-2H(20)	15
543-1052-9-20	DF3Z-12P-2H(20)	14
543-1053-1-20	DF3Z-13P-2H(20)	14
543-1054-4-20	DF3Z-14P-2H(20)	13
543-1055-7-20	DF3Z-15P-2H(20)	12



NO.	MATERIAL	FINISH, REMARKS	NO.	MATERIAL	FINISH, REMARKS
CL					
SCALE					
FR:EE					
UNITS	mm				

DRAWING NO.	PART NO.
EDC3-305940-10	DF3Z-*P-2V(20)

DESIGNED	CHECKED	APPROVED	RELEASED
H. Umehara	T. Miyazaki	T. Ota	
'04.03.25	'04.03.25	'04.03.25	



HIROSE ELECTRIC CO., LTD

CODE NO. CL543-

2

FORM NO. 229