

## Bus coupler - IBS IL 24 BK RB LK-2MBD-PAC - 2862026

Please be informed that the data shown in this PDF Document is generated from our Online Catalog. Please find the complete data in the user's documentation. Our General Terms of Use for Downloads are valid (<http://phoenixcontact.com/download>)



INTERBUS bus coupler, with fiber optic connection, 24 V DC, transmission speed 2 Mbaud, complete with accessories (plug and labeling field)

### Product Features

- Remote bus connections using fiber optic technology
- Optical path diagnostics



### Key commercial data

Packing unit	1 pc
Weight per Piece (excluding packing)	291.2 GRM
Custom tariff number	85389091
Country of origin	Germany

### Technical data

#### Note

Utilization restriction	EMC: class A product, see manufacturer's declaration in the download area
-------------------------	---

#### Dimensions

Width	85 mm
Height	119.8 mm
Depth	71.5 mm

#### Ambient conditions

Ambient temperature (operation)	-25 °C ... 55 °C
Ambient temperature (storage/transport)	-25 °C ... 85 °C
Permissible humidity (operation)	75 % ... 85 %
Permissible humidity (storage/transport)	75 % ... 85 %

# Bus coupler - IBS IL 24 BK RB LK-2MBD-PAC - 2862026

## Technical data

### Ambient conditions

Air pressure (operation)	80 kPa ... 106 kPa (up to 3000 m above sea level)
Air pressure (storage/transport)	70 kPa ... 106 kPa (up to 3000 m above sea level)
Degree of protection	IP20

### General

Weight	235 g
Note on weight specifications	Without plug
Mounting type	DIN rail
Test section	7.5 V logics supply, 24 V analog supply, 24 V bus terminal module supply/ functional earth ground 500 V AC 50 Hz 1 min

### Interfaces

Fieldbus system	INTERBUS
Designation	INTERBUS
Connection method	6x F-SMA connector
Transmission speed	2 MBit/s
Transmission physics	FO
Fieldbus system	Lokalbus
Designation	Inline local bus
Connection method	Inline data jumper
Transmission speed	2 MBit/s
Transmission physics	Copper
Designation	Supply
Connection method	8-pos. Inline connector

### System limits of the bus coupler

Number of local bus devices that can be connected	63
Number of devices with parameter channel	62
Number of branch terminals with remote bus branch	max. 15

### Power supply for module electronics

Connection method	Inline connector
Supply voltage	24 V DC (via Inline connector)
Supply voltage range	19.2 V DC ... 30 V DC (including all tolerances, including ripple)
Current consumption	max. 1.3 A (with max. number of connected I/O terminal blocks)

### Inline potentials

Communications power $U_L$	7.5 V DC $\pm 5\%$
Power supply at $U_L$	max. 2 A DC (observe derating)
I/O supply voltage $U_{ANA}$	24 V DC -15 % / +20 %

# Bus coupler - IBS IL 24 BK RB LK-2MBD-PAC - 2862026

## Technical data

### Inline potentials

Power supply at $U_{ANA}$	max. 0.5 A DC (observe derating)
---------------------------	----------------------------------

## Classifications

### eCl@ss

eCl@ss 4.0	27250203
eCl@ss 4.1	27250203
eCl@ss 5.0	27250203
eCl@ss 5.1	27242608
eCl@ss 6.0	27242608
eCl@ss 7.0	27242608
eCl@ss 8.0	27242608

### ETIM

ETIM 2.0	EC001434
ETIM 3.0	EC001604
ETIM 4.0	EC001604
ETIM 5.0	EC001604

### UNSPSC

UNSPSC 6.01	43172015
UNSPSC 7.0901	43201404
UNSPSC 11	43172015
UNSPSC 12.01	43201404
UNSPSC 13.2	43201404

## Approvals

### Approvals

---

#### Approvals

UL Listed / cUL Listed / cULus Listed

---

#### Ex Approvals



---

#### Approvals submitted

# Bus coupler - IBS IL 24 BK RB LK-2MBD-PAC - 2862026

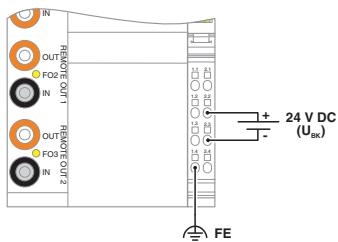
## Approvals

### Approval details

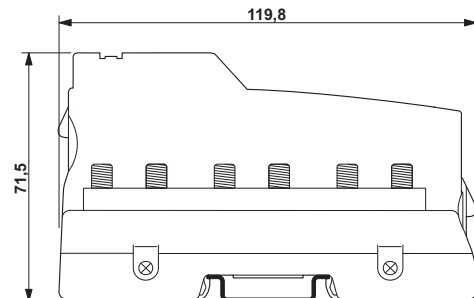


## Drawings

Connection diagram



Dimensioned drawing



# Bus coupler - IBS IL 24 BK RB LK-2MBD-PAC - 2862026

Block diagram

