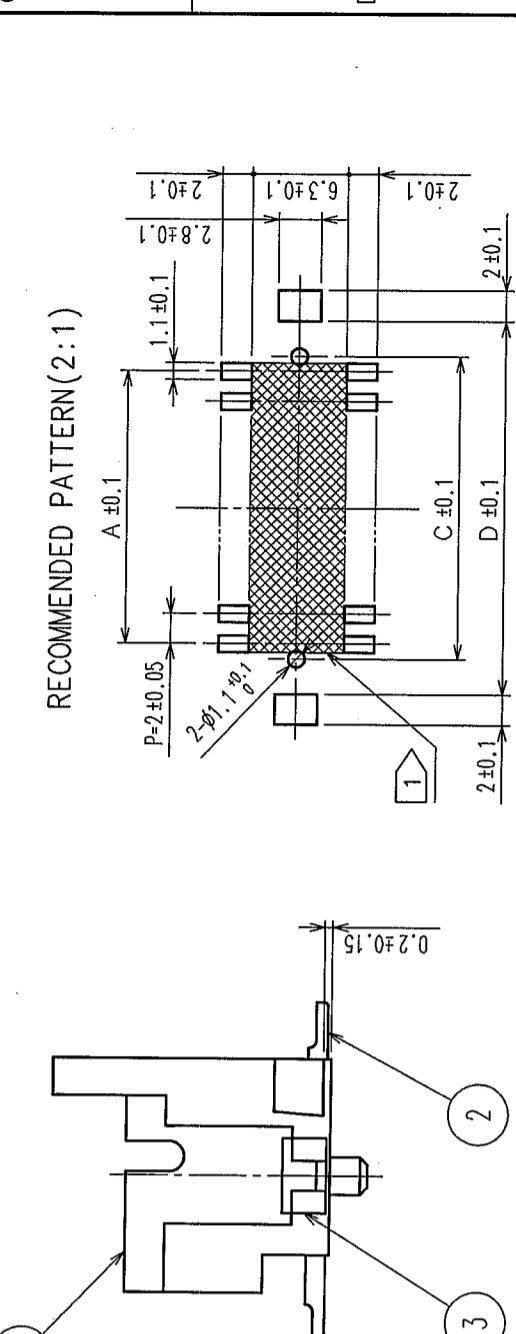


COUNT	DESCRIPTION OF REVISIONS	BY	CHKD	DATE	COUNT	DESCRIPTION OF REVISIONS	BY	CHKD	DATE
△					△				
△					△				
△					△				

CODE No.	PART No.	NUMBER OF CONTACT	A	B	C	D
543-2135-0-20	DF11GZ-4DP-2V(20)	4	2	8.5	4	8.7
543-2136-2-20	DF11GZ-6DP-2V(20)	6	4	10.5	6	10.7
543-2137-5-20	DF11GZ-8DP-2V(20)	8	6	12.5	8	12.7
543-2138-8-20	DF11GZ-10DP-2V(20)	10	8	14.5	10	14.7
543-2139-0-20	DF11GZ-12DP-2V(20)	12	10	16.5	12	16.7
543-2140-0-20	DF11GZ-14DP-2V(20)	14	12	18.5	14	18.7
543-2141-2-20	DF11GZ-16DP-2V(20)	16	14	20.5	16	20.7
543-2142-5-20	DF11GZ-18DP-2V(20)	18	16	22.5	18	22.7
543-2143-8-20	DF11GZ-20DP-2V(20)	20	18	24.5	20	24.7
543-2144-0-20	DF11GZ-22DP-2V(20)	22	20	26.5	22	26.7
543-2145-3-20	DF11GZ-24DP-2V(20)	24	22	28.5	24	28.7
543-2146-6-20	DF11GZ-26DP-2V(20)	26	24	30.5	26	30.7
543-2147-9-20	DF11GZ-28DP-2V(20)	28	26	32.5	28	32.7
543-2148-1-20	DF11GZ-30DP-2V(20)	30	28	34.5	30	34.7
543-2149-4-20	DF11GZ-32DP-2V(20)	32	30	36.5	32	36.7
543-2150-3-20	DF11GZ-40DP-2V(20)	40	38	44.5	40	44.7

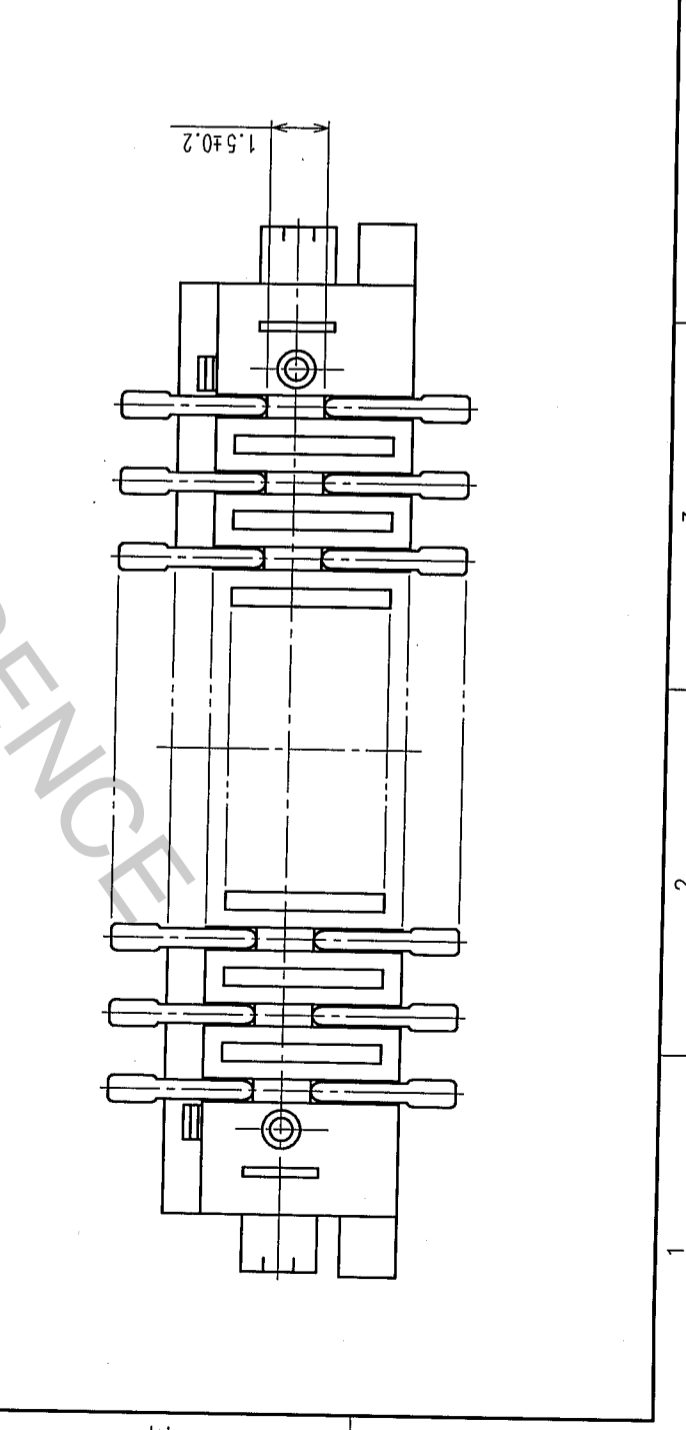
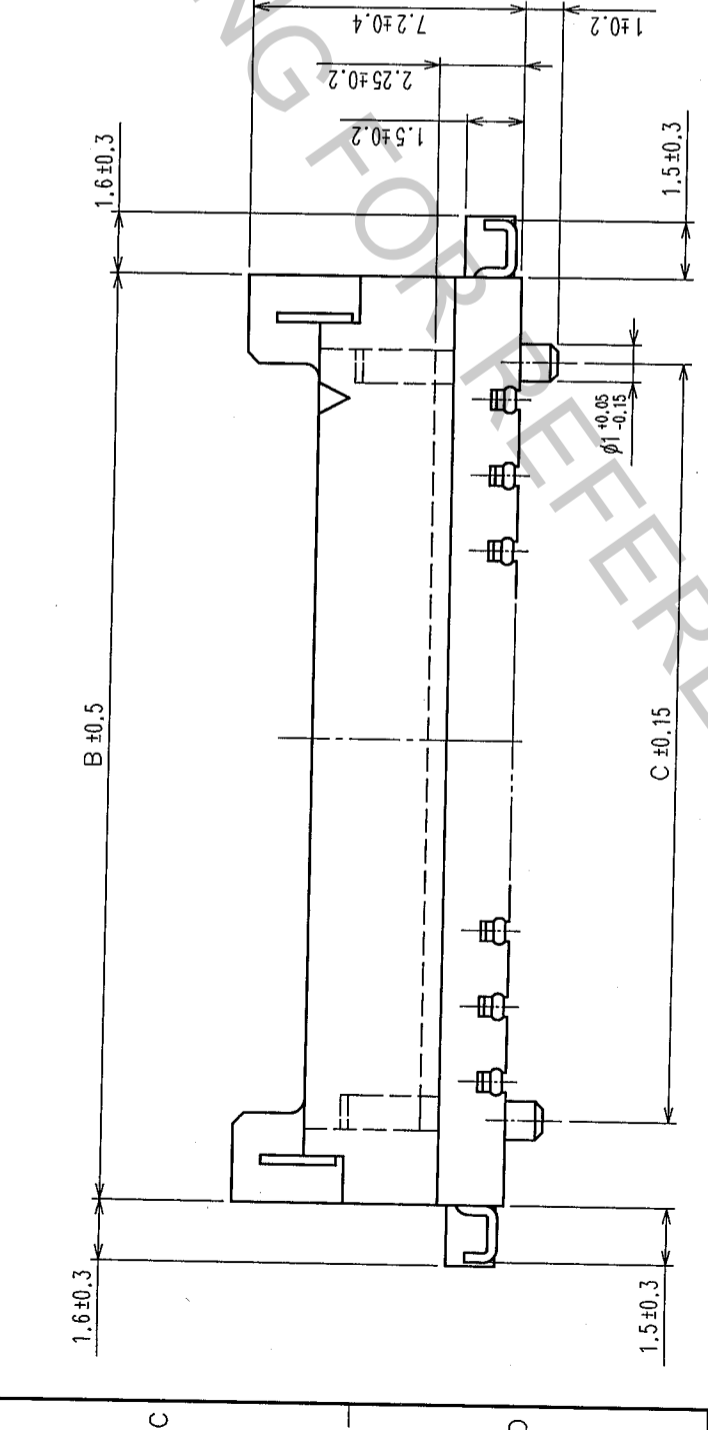
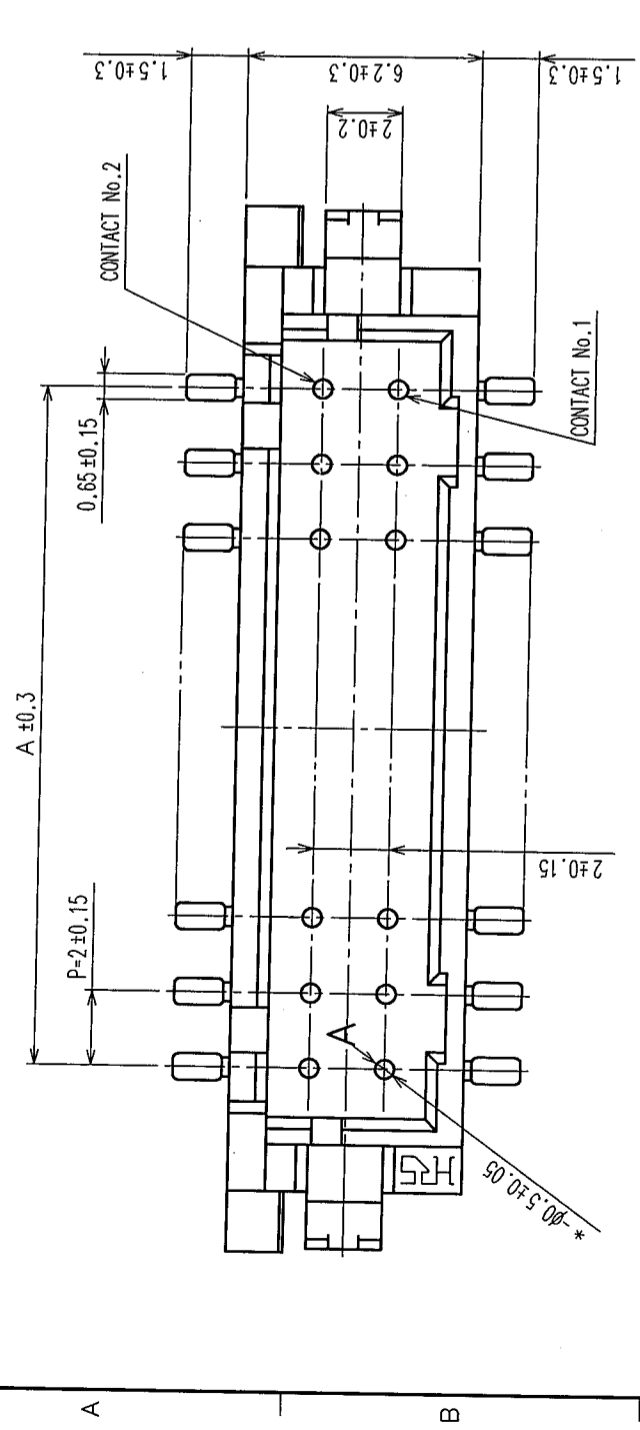


NOTES: 1: IF THERE IS PATTERN ON PART, THERE IS A POSSIBILITY THAT IT WILL MAKE CONTACT WITH THE LEADS.
 2: LEAD CO-PLANARITY INCLUDE REINFORCED METAL FITTINGS SHALL BE 0.1mm MAX.

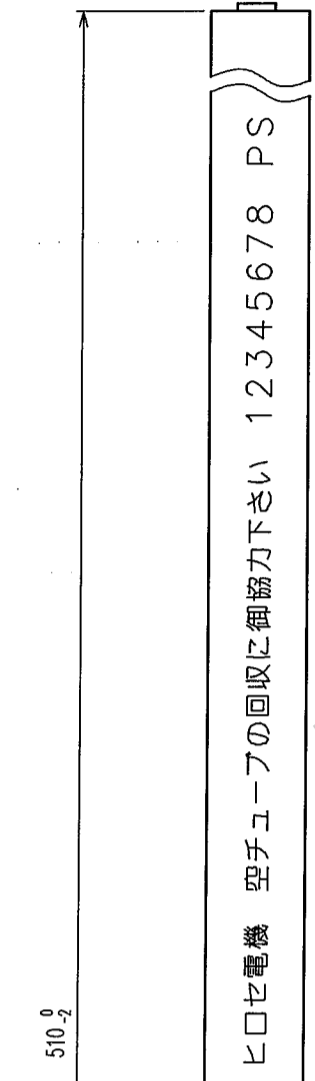
NO.	MATERIAL	FINISH, REMARKS	NO.	MATERIAL	FINISH, REMARKS
2	BRASS	SURFACE: TIN PLATED 1μm min UNDER PLATING: NICKEL PLATED 0.5μm min	5	ELASTOMER	STOPPER, GRAY
1	POLYAMIDE	UL-94V-0, NATURAL (BEIGE)	4	PS	ELECTROSTATIC PROTECTION, CLEAR
			3	BRASS	TIN PLATED 1μm min

CODE NO. (OLD)	DRAWN	CHECKED	APPROVED	RELEASED
	F. Matsuki		<i>S. Doi</i>	
	'05.02.10	'05.02.10	'05.02.10	'05.02.14

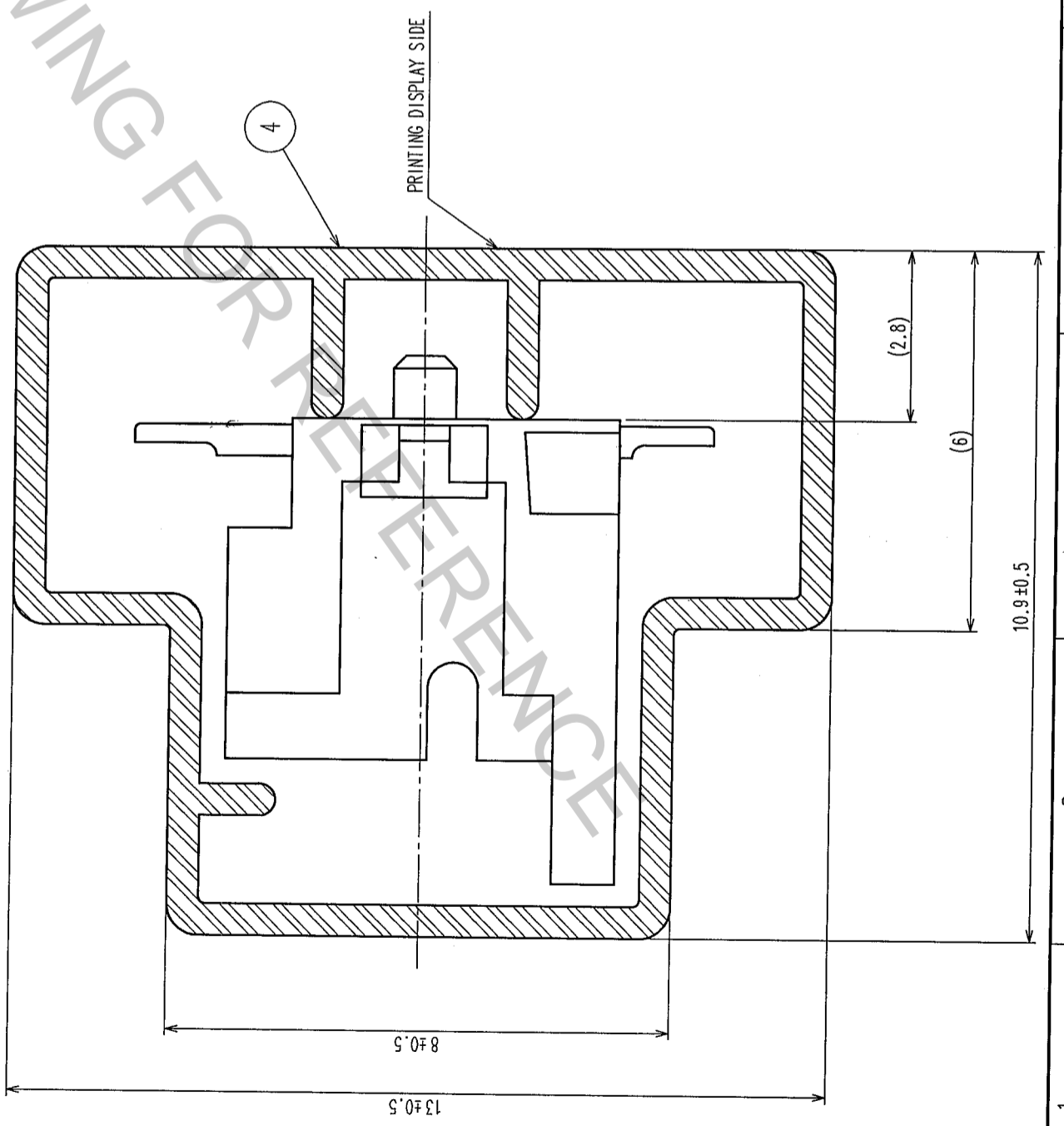
DRAWING NO. EDC3-306016-01 PART NO. DF11GZ-*DP-2V(20)
 SCALE 5:1 CODE NO. CL543-
 UNITS mm



COUNT	DESCRIPTION OF REVISIONS	BY	CHKD	DATE	COUNT	DESCRIPTION OF REVISIONS	BY	CHKD	DATE
△					△				
△					△				
△					△				



E-E (10:1)



NOTES 3 : NUMBER OF CONNECTORS PER A MAGAZINE CASE SHALL BE IN ACCORDANCE WITH THE LIST BELOW.
 4 : THESE CONNECTORS SHALL BE ON SALED IN ACCORDANCE WITH THE MULTIPLE QUANTITY ON THE LIST.

CODE No.	PART No.	QUANTITY OF CONNECTOR
543-2135-0-20	DF11GZ-4DP-2V(20)	41
543-2136-2-20	DF11GZ-6DP-2V(20)	35
543-2137-5-20	DF11GZ-8DP-2V(20)	30
543-2138-8-20	DF11GZ-10DP-2V(20)	27
543-2139-0-20	DF11GZ-12DP-2V(20)	24
543-2140-0-20	DF11GZ-14DP-2V(20)	22
543-2141-2-20	DF11GZ-16DP-2V(20)	20
543-2142-5-20	DF11GZ-18DP-2V(20)	18
543-2143-8-20	DF11GZ-20DP-2V(20)	17
543-2144-0-20	DF11GZ-22DP-2V(20)	16
543-2145-3-20	DF11GZ-24DP-2V(20)	15
543-2146-6-20	DF11GZ-26DP-2V(20)	14
543-2147-9-20	DF11GZ-28DP-2V(20)	13
543-2148-1-20	DF11GZ-30DP-2V(20)	12
543-2149-4-20	DF11GZ-32DP-2V(20)	12
543-2150-3-20	DF11GZ-40DP-2V(20)	10

CODE NO. (OLD)	DRAWN	DESIGNED	CHECKED	APPROVED	RELEASED
	F. Matsuki '05.02.10			<i>S. Nakamura</i> '05.02.10	
DRAWING NO. EDC3-306016-01	PART NO. DF11GZ-*DP-2V(20)				
SCALE FREE	UNITS mm				
HRS HIROSE ELECTRIC CO., LTD		CODE NO. CL543-		2	

TO	
----	--