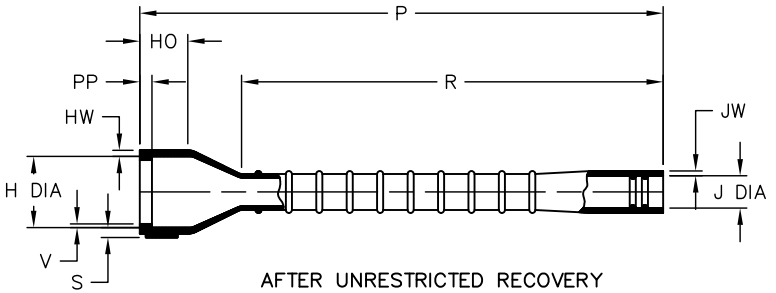
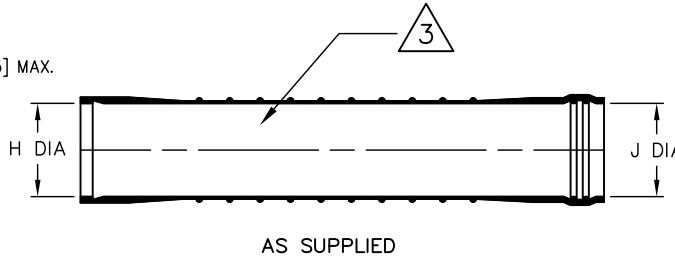


NOTES:

- ALL DIMENSIONS ARE IN INCHES  
[MILLIMETERS]
- DIMENSIONS APPEARING IN TABLE ARE AS FOLLOWS:  
a - AS SUPPLIED  
b - AFTER UNRESTRICTED RECOVERY

3. COATING (ADHESIVE): IS OPTIONAL AS SUPPLIED DIMENSIONS APPEARING IN TABLE ARE FOR UNCOATED PARTS. WHEN COATING IS ADDED, ENTRY DIAMETER WILL BE REDUCED BY .06 [1.5] MAX.

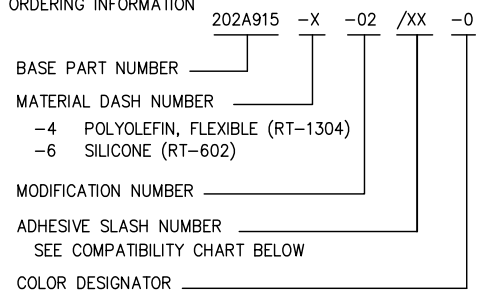


DIMENSIONING AND TOLERANCING PER ASME Y14.5M (ISO STANDARDS)		
REVISIONS		
LTR	DESCRIPTION	DATE
E	REVISED PER ECO-12-006404	04/02/2012

TABLE OF DIMENSIONS

PART DESCRIPTION	H		J		P	R	S	HO	PP	V	HW	JW
	MIN	MAX	MIN	MAX	±10%	REF	MAX	REF	REF	±20%	±20%	±20%
	a	b	a	b	b	b	b	b	b	b	b	b
202A915-X-02	1.53 [38,9]	1.17 [29,7]	1.53 [38,9]	.47 [11,9]	9.00 [228,6]	7.35 [186,7]	.08 [2,00]	.86 [21,8]	.20 [5,08]	.04 [1,01]	.10 [2,54]	.08 [2,03]

4. ORDERING INFORMATION



If this document is printed it becomes uncontrolled. Check for the latest revision

Raychem Molded Parts  
CUSTOMER DRAWING

COMPATIBILITY CHART

MATERIAL DASH NO.	ADHESIVE (COATING) SLASH NUMBER	ADHESIVE (COATING) S NUMBER
-4	/42; /86	S-1017; S-1048
-6	N/A	N/A

UNLESS OTHERWISE SPECIFIED DIMENSIONS ARE INCHES. METRIC DIMENSIONS ARE IN BRACKETS. DECIMAL TOLERANCES .XXX ± 0.005 [0.13 mm] .XX ± 0.01 [0.25 mm] .X ± 0.1 [0.50 mm] ANGLE TOLERANCE .X ± 1 DEG. TYCO ELECTRONICS RESERVES THE RIGHT TO AMEND THIS DRAWING AT ANY TIME. USERS SHOULD EVALUATE THE SUITABILITY OF THE PRODUCT FOR THEIR APPLICATION. © 2007-2011 Tyco Electronics Corporation. All rights reserved.	DRAWN UNGUYEN		TE Connectivity	
	APPROVED DHURRELL		TITLE BOOT, STRAIGHT, WITH LIP	SIZE B
THIRD ANGLE PROJECTION 	DWG. NO. 202A915-X-02		SHEET 1 OF 1	