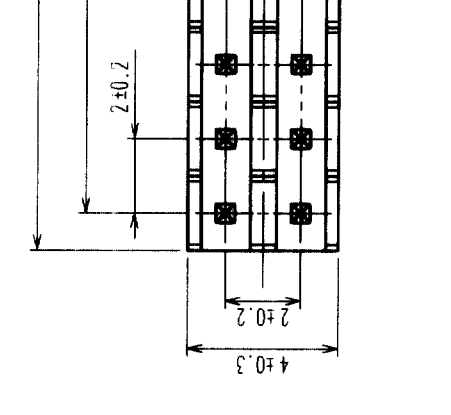
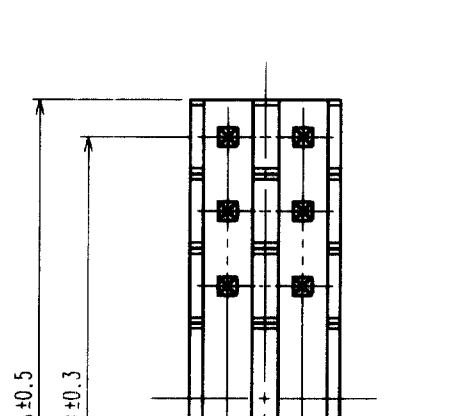
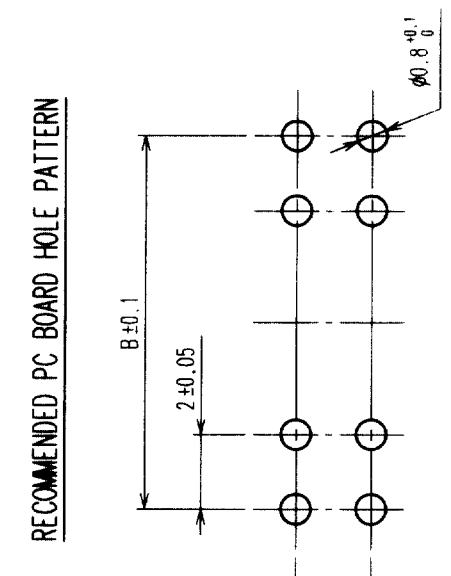


COUNT	DESCRIPTION OF REVISIONS	BY	CHKD	DATE	COUNT	DESCRIPTION OF REVISIONS	BY	CHKD	DATE



PART No.	CODE No.	A	B
A3C- 2P-2DSA	621-0601-0	2	2
A3C- 4P-2DSA	621-0602-3	4	4
A3C- 6P-2DSA	621-0603-6	6	6
A3C- 8P-2DSA	621-0604-9	8	8
A3C-10P-2DSA	621-0605-1	10	10
A3C-12P-2DSA	621-0606-4	12	12
A3C-14P-2DSA	621-0607-7	14	14
A3C-16P-2DSA	621-0608-0	16	16
A3C-18P-2DSA	621-0609-2	18	18
A3C-20P-2DSA	621-0610-1	20	20
A3C-22P-2DSA	621-0611-4	22	22
A3C-24P-2DSA	621-0612-7	24	24
A3C-26P-2DSA	621-0613-0	26	26
A3C-28P-2DSA	621-0614-2	28	28
A3C-32P-2DSA	621-0615-5	32	32
A3C-44P-2DSA	621-0622-0	44	44
A3C-48P-2DSA	621-0625-9	48	48
A3C-50P-2DSA	621-0628-7	50	48

1	POLYAMIDE	BLACK	UL94V-0	2	BRASS	CONTACT AREA : GOLD 0.2μ m DIP AREA : GOLD FLASH UNDER PLATING : NICKEL 2μ m
NO.	MATERIAL	FINISH, REMARKS	NO.	MATERIAL	FINISH, REMARKS	
CODE NO. (OLD)	CL		DRAWN	DESIGNED	CHECKED	APPROVED
			S. SUZUKI	H. Nakamura		H. Okawa
			03.12.10	03.12.10	03.12.10	03.12.10
DRAWING NO. EDC3-082570			PART NO. A3C-**P-2DSA			
SCALE FREE			CODE NO. CL621			
UNITS mm			HIROSE ELECTRIC CO., LTD			

NOTE 1 NUMBER OF CONTACTS.
2 THE DIMENSIONS IN PARENTHESES ARE FOR REFERENCE.

TO	
PCK	