PRODUCT N°	DIM"C"	DIM"D"
91625–YXXLF	SEE TABLE SHEET 2/2	

RoHS COMPATIBLE, SEE NOTE 4

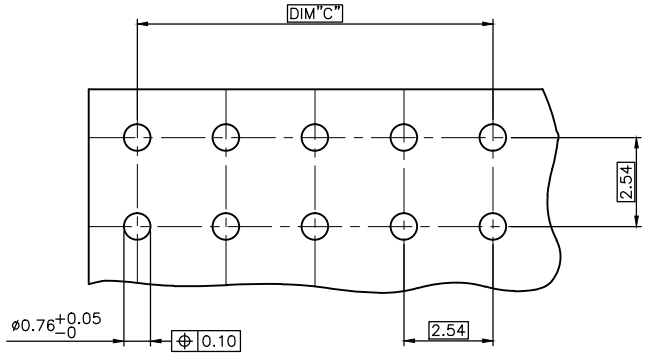

RECOMMENDED PC BOARD THICKNESS 1.6 mm MAX.

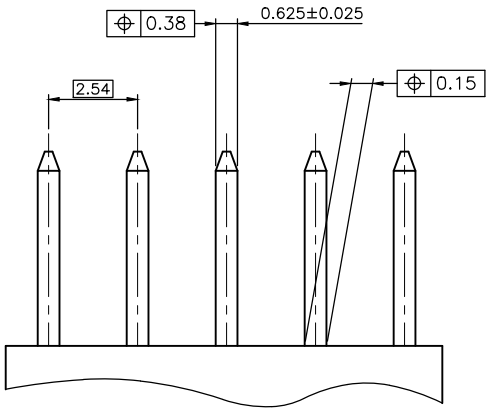

MINIMUM MATING PIN LENGTH: 5 mm.

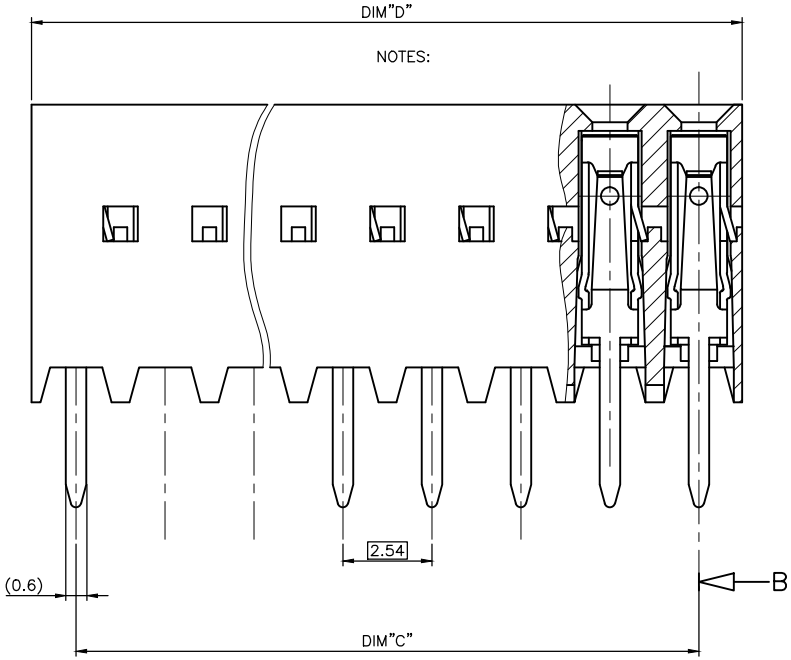

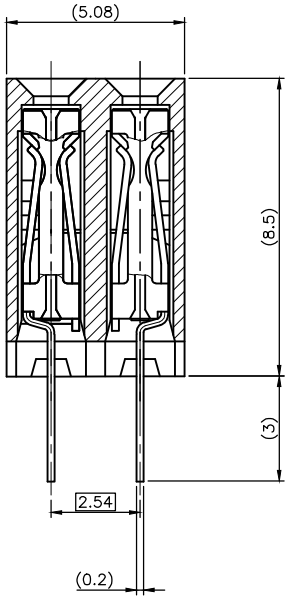

SECTION B–B

NOTES:

1 – MATERIAL HOUSING: THERMOPLASTIC POLYESTER 30% GLASS FILLED, COLOUR BLUE. FLAME RETARDANT PER UL–94 CATEGORY V0.

2 – MATERIAL TERMINAL: PHOSPHOR BRONZE EXTRA HARD.

3 – CONNECTOR MEANT TO BE USED FOR PC BOARD WITH NONE PLATED THROUGH HOLES.

4 – RoHS COMPATIBLE PRODUCT SPECIFICATIONS

a – PLATING:

– "LF" MEANS THE PRODUCT IS LEAD–FREE, 2µm MINIMUM MATTE TIN OVER 1.27µm MINIMUM NICKEL UNDERPLATE.

b – MANUFACTURING PROCESS COMPATIBILITY

– THE HOUSING WILL WITHSTAND EXPOSURE TO 260°C ±5°C SOLDER BATH TEMPERATURE FOR 5 SECONDS IN A WAVE SOLDER APPLICATION WITH A 1.6mm MIN THICK CIRCUIT BOARD.

c – LABELING:

– MEETS PACKAGING SPECS AS PER GS–14–920

d – LEGAL STATEMENT: SEE GS–47–0004

91625–6XXLF	2 µm GOLD		Sn
91625–3XXLF	0.76 µm GOLD		Sn
PLATING CODE	CONTACT AREA		SOLDER TAIL
	PLATING THICKNESS OVER 1.27µm Ni		

ltr	ecn no	dr	date
K	F07–0154	DLE	07.03.15
L	F07–0271	LMU	07.12.06
M	F11–0314	LMU	11.10.28
N	B–19124	LMU	14.10.21
P	B–21076	LMU	15.06.05
J	F06–0204	DLE	06.06.23

sheet index	revision sheet	P 1	N 2

mat'l. code: SEE NOTES

surface: ISO 1302 — tolerance: ISO 406 ISO 1101 — tolerances unless otherwise specified: angles, linear

projection — mm — scale 10:1

dr	P.NIZZI	96.04.24
engr	JM.PHAMVAN	96.04.24
chr	P.NIZZI	96.04.24
appd	JM.P	96.04.24

product family: DX VCC DR

title: TOP ENTRY SELECT.LOADED

dwg no: 91625 — sheet 1 of 2 — size A2

type: CUSTOMER Drawing

Copyright FCI

form: A2

| PRODUCT N° | NB OF POS. | QTY TER. | DIM"C" | DIM"D" | CONTACT PLACED IN CAVITY (TABLE ACCORDING WITH VIEW "A") | | | | | | | | | | | | | | | | | | | | | | | | | | | | | | | | | | | | | | | | | | | | | | | | | | | | | | | | | | | | | | | | | | | | | | | | | | | | | | | | | | | | | | | |
|---|---|---