

BS.C ,202175,246

C

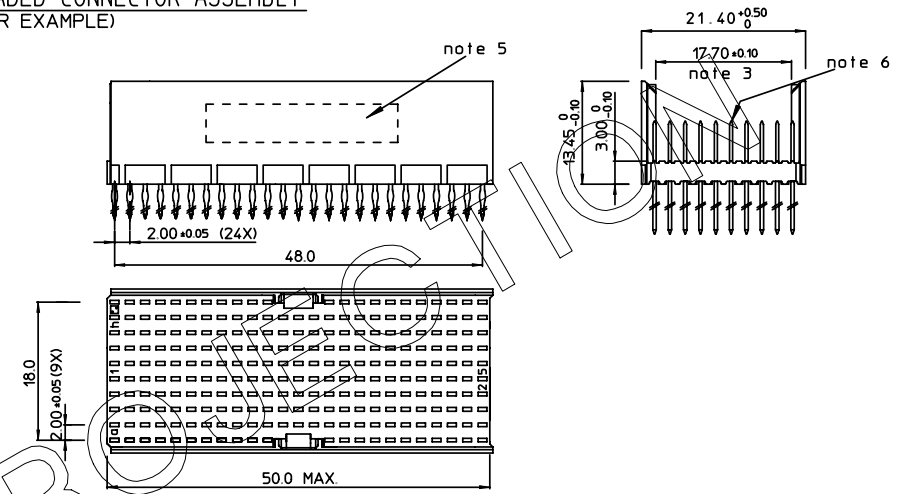
GEN. ST.	01	02	03	04	05	06	07	08	0D	50	60	70	80	90																
INT. ST.	10	11	12	13	14	18	20	31	32	33	34	38	39	40	42	43	44	45	46	48	56	70	72	73	76	81	82	83	84	88

REV.	DATE	DESCRIPTION	BY	C 'K 'D'
B	2005-11-1	105-0227	VIVEK	BKP
C	2006-08-0	106-0144	VIVEK	BKP

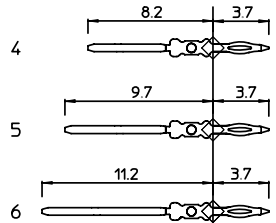
LOADING PATTERN MATING SIDE

y	6	6	6	6	6	6	6	6	6	6		6	6	6	6	6	6	6	6	6	6	6	6	6	6	6	6	6	6	6	6							
h	4	4	4	4	4	4	4	4	4	4		4	4	4	4	4	4	4	4	4	4	4	4	4	4	4	4	4	4	4	4	4	4					
g	4	4	4	4	4	4	4	4	4	4		4	4	4	4	4	4	4	4	4	4	4	4	4	4	4	4	4	4	4	4	4	4	4				
f	4	4	4	4	4	4	4	4	4	4		4	4	4	4	4	4	4	4	4	4	4	4	4	4	4	4	4	4	4	4	4	4	4	4			
e	5	5	5	5	5	5	5	5	5	5	5	5	5	5	5	5	5	5	5	5	5	5	5	5	5	5	5	5	5	5	5	5	5	5	5			
d	4	4	4	4	4	4	4	4	4	4		4	4	4	4	4	4	4	4	4	4	4	4	4	4	4	4	4	4	4	4	4	4	4	4	4		
c	4	4	4	4	4	4	4	4	4	4		4	4	4	4	4	4	4	4	4	4	4	4	4	4	4	4	4	4	4	4	4	4	4	4	4	4	
b	4	4	4	4	4	4	4	4	4	4		4	4	4	4	4	4	4	4	4	4	4	4	4	4	4	4	4	4	4	4	4	4	4	4	4	4	
a	4	4	4	4	4	4	4	4	4	4		4	4	4	4	4	4	4	4	4	4	4	4	4	4	4	4	4	4	4	4	4	4	4	4	4	4	4
z	6	6	6	6	6	6	6	6	6	6		6	6	6	6	6	6	6	6	6	6	6	6	6	6	6	6	6	6	6	6	6	6	6	6	6	6	6
0	1	0	5	1	0	5	2	0	5	2	0	5	2	0	5	2	0	5	2	0	5	2	0	5	2	0	5	2	0	5	2	0	5	2	0	5	2	0

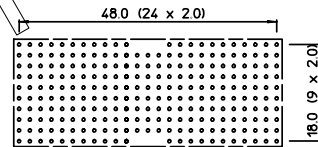
LOADED CONNECTOR ASSEMBLY (FOR EXAMPLE)



CONTACT OVERVIEW



LAY-OUT P.C.B. -HOLE



SEATING PLANE FOR CONNECTOR

LEAD FREE INDICATOR : LF = LEAD FREE (DIGIT 15 & 16)

HM2P95PDG1U1

PLATING CODE (DIGIT 13 AND 14) (REF DWG No. BS.C ,201844,003)

NOTES:

- 1. THIS PRODUCT IS CSA APPROVED.
- 2. THIS PRODUCT IS UL RECOGNIZED.
- 3. MEASURED AT THE BOTTOM.
- 4. MATERIAL CONTACT: PHOSPHORBRONZE HOUSING: CREAM WHITE GLASSFILLED POLYESTER UL-94V0
- 5. CONNECTOR PRINTED WITH P/N AND DATE CODE.
- 6. FOR ACTUAL CONTACT LOADINGS, SEE LOADING PATTERN MATING SIDE.
- 7. SHAPE OF CONNECTOR HOUSING CAN ALTER DEPENDING ON PRODUCTION LOCATION.
- 8. THE PRODUCT (LF) MEETS EUROPEAN UNION DIRECTIVES AND OTHER COUNTRY REGULATIONS AS DESCRIBED IN GS-22-008
- 9. FOR RECOMMENDED PTH DIMENSIONS REFER DRAWING : BS.A ,201572,001

1DEC ±0.2 2DEC ±0.1 ANGLES ±1°	APPR.	DATE	SIGN.	MPACS 8+2R STR HDR CONN TYPE DE
<small>WE RESERVE THE RIGHT TO CHANGE DIMENSIONS OR REQUIREMENTS WITHOUT PRIOR NOTICE.</small> ALL DIMENSIONS IN MM	DRAFT	2002-01-07	M.Fret	CAT. No. HM2P95PDG1U1----
	CHECKED			www.fciconnect.com
	PROD. MGR.			
	PR. ENG. MGR.			
	PR. MGT. MGR.			

REFERENCES



BS.C ,202175,246	C
DRAWING No. CUSTOMER DRAWING	REVISION

THIS IS OUR EXCLUSIVE PROPERTY. IT IS NOT TO BE COPIED, REPRINTED OR DISCLOSED TO A THIRD PARTY, NOR USED FOR MANUFACTURING WITHOUT OUR WRITTEN CONSENT, AND HAS TO BE RETURNED TO US IN CASE OF NO USAGE
 DIT IS ONZE EIGENDOM EN HAS NOCH NAGEMAAKT. HERDOERKT, OVERGEHAAKT AN DERDEN, NOCH VOOR FABRIKATIE GEBRUIKT WORDEN, ZONDER ONZE SCHRIFTELIJKE TOELATING. BIJ NIET GEBRUIK IS TERUGZENDING VERPLICHT.