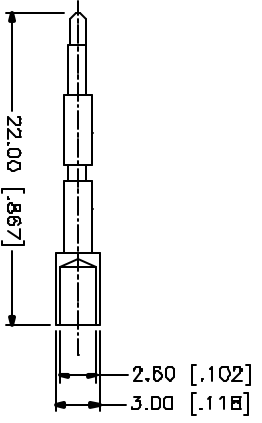
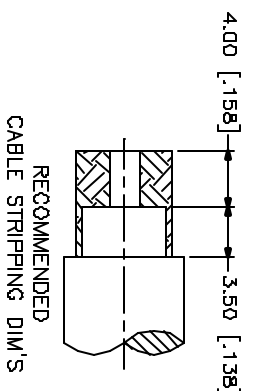
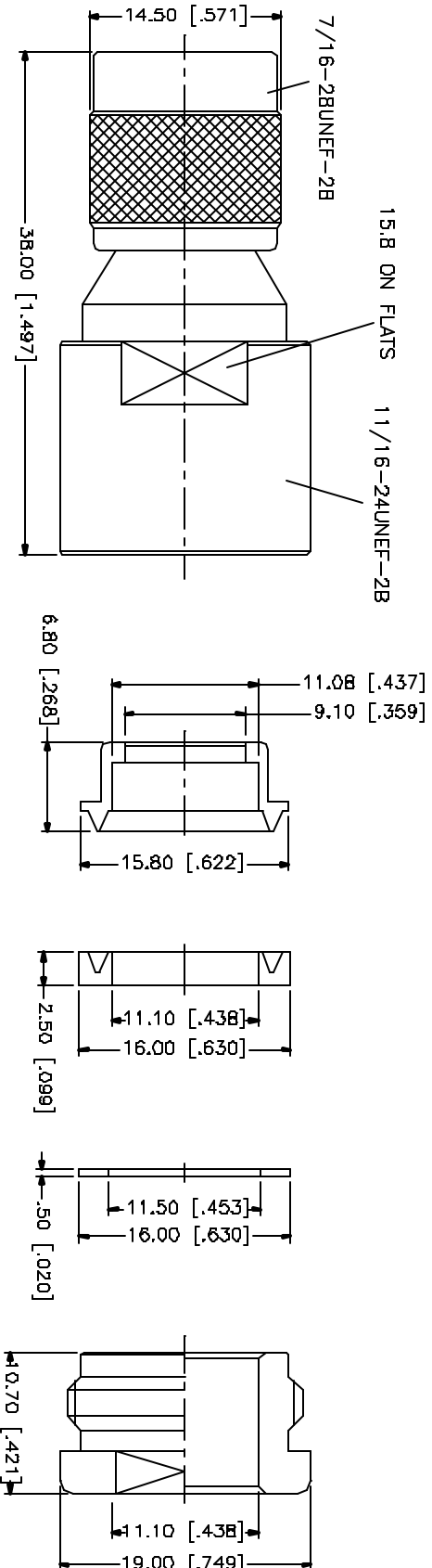


REV.	DATE	DESCRIPTION
A	03/20/05	MODIFY DESCRIPTION - UPDATE DRAWING FORMAT



UNLESS OTHERWISE SPECIFIED, DIMENSIONS ARE IN INCHES AND FOR DRAWINGS REFER TO THE INT'L TOLERANCES FOR MILLING AND

UNLESS OTHERWISE SPECIFIED, TOLERANCES FOR MILLING ARE:  
 0.5 - 8mm ± 0.20mm  
 8 - 30mm ± 0.40mm  
 30 - 120mm ± 0.50mm

UNLESS OTHERWISE SPECIFIED, TOLERANCES FOR MILLING ARE:  
 .020 - .315 ± 0.007"  
 .315 - 1.180 ± 0.015"  
 1.180 - 4.724 ± 0.020"

DO NOT SCALE DRAWING

APPROVALS	DATE
DRAWN G.R.S.	03/20/05
CHECKED	
ISSUED	
SHEET 1 OF 1	

**Amphenol Connex**

PART DESCRIPTION  
**TNC CLAMP PLUG**  
 (FOR RG-8/U, 213/U, 214/U CABLE)

PART NO.  
**122381**

CAD FILE C:/122/122381.DWG	DWG. NO. 122381.DWG	REV. A	SIZE A	SCALE NA
-------------------------------	------------------------	-----------	-----------	-------------

DESCRIPTION	MATERIAL	FINISH	QTY
8 NUT	BRASS	NICKEL	1
7 WASHER	BRASS	NICKEL	1
6 GASKET	SILICONE	RED	1
4 BRAD CLAMP	BRASS	NICKEL	1
3 CONTACT PIN	BRASS	GOLD	1
2 INSULATOR	TEFLON	NATURAL	1
1 BODY	BRASS	NICKEL	1