28 Terminal Maximum

Pluggable Card Edge Connection



TECHNICAL INFORMATION

Electrical:
see chart for Amperages, 300V, 22-12 AWG

Housing Material:
Glass-filled Polycarbonate

Cover Material:
Glass-filled Polycarbonate

Temperature Range:
Up to 125°C (257°F)

Flammability Rating:
UL94 V-O (V-2 Clear Panel)

Color:
Black Housing with Tan Cover

Terminal Type:
Box clamp

Terminal Screw Size:
M3.5

Recommended Torque:
0.8Nm

Max. PCB's:
(2) Vertical
(2) Horizontal

Mounting:
35mm DIN Rail or optional panel mounting*

COMPLETE ENCLOSURE CONSISTS OF

(1) Base Housing
(1) Cover Frame
(1) Cover Panel
(4) Terminal or blanking blocks

ORDERING INFORMATION

Part Number	Type	Description
90.820	KO4731H	Base Housing
90.820.1	KO4731F	Cover Frame
90.820.2	KO4731/5P	Cover Panel, Tan
90.820.3	KO4731/5P-C	Cover Panel, Clear
90.820.4	KO4731/5P/S	Cover Panel with terminal release slots, Tan
90.820.5	KO4731/5P-C/S	Cover Panel with terminal release slots, Clear
90.803	KO473xT/3	Terminal Block, 3 terminals
90.804	KO473xT/4	Terminal Block, 4 terminals
90.807	KO473xT/7	Terminal Block, 7 terminals
90.800	KO473xT/B	Blanking Block, 0 terminals

ACCESSORIES

Accessories	Part Number	Type
1 Meter DIN Rail	2511120/1M	TS35x7.5/1M
*Panel Mount Tab	93.001.2	PMA

AMPERAGE CHART

Max. Current Carrying Capacity of Terminal Blocks

	3 pole	4 pole	7 pole
Max Amperage of Terminal Blocks	15A	28A	15A top row 28A bottom row
Max Amperage Per Terminal Point	5A	8A	5A top row 8A bottom row

ENCLOSURE DRAWING (To convert to inches divide by 25.4.)

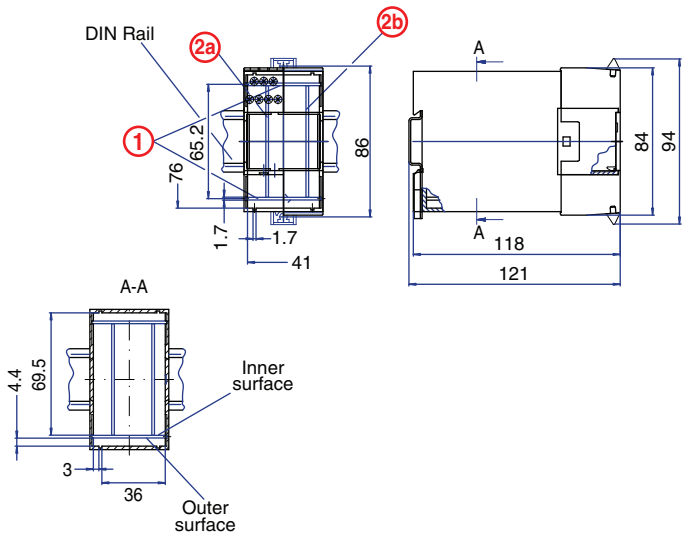
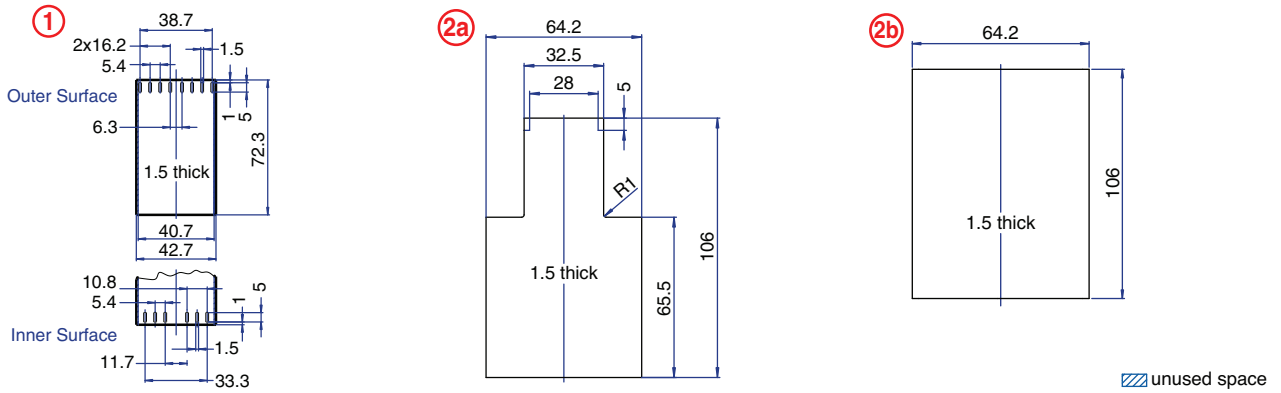
PCB DRAWING (To convert to inches divide by 25.4.)