

Fixed PCB Blocks



Pin Spacing: 9.52mm/ 19.04mm*
 Orientation: Vertical
 Clamp Type: Screw Cage
 Design: Modular



MV-49

ELECTRICAL

	Current	Voltage	Wire Range
	20A ^①	300V	30-12AWG
	25A	750V	4.0mm ² Stranded 6.0mm ² Solid

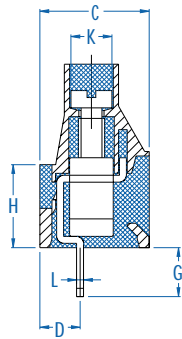
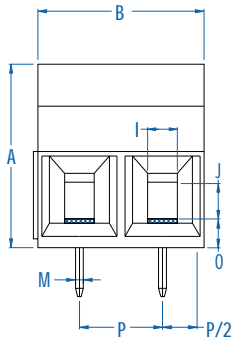
INSTALLATION DATA

Screw Size	M3	PCB Hole Size	1.3mm
Torque	0.5Nm (4.5 lbf-in.)	Stripping Lgth.	9.8mm

MATERIAL

Body	PA6.8	Screw	Galvanized Steel
Flammability Class	UL94V-0	Terminal	Tin-Plated Brass
Temperature Limit	105°C UL 125°C IEC	Clamp	Nickeled Brass
Color	Green		

No. Poles	Cat. #	Length (B) (mm)	Std. Pk.
2	MV-492	19.0	100
3	MV-493	28.6	100
4	MV-494	38.1	50
5	MV-495	47.6	50
6	MV-496	57.1	50
7	MV-497	66.6	50
8	MV-498	76.2	50
9	MV-499	85.7	50
10	MV-4910	95.2	50
11	MV-4911	104.7	50
12	MV-4912	114.2	50
13	MV-4913	123.8	20
14	MV-4914	133.3	20
15	MV-4915	142.8	20
16	MV-4916	152.3	20




Dimensions

A	21.00 mm	I	3.10 mm
B	19.04 mm	J	3.90 mm
C	12.50 mm	K	Ø4.70 mm
D	4.20 mm	L	0.80 mm
E	-	M	0.90 mm
F	-	N	-
G	4.10 mm	O	3.30 mm
H	9.50 mm	P	9.52 mm

*19.04mm pin spacing available

① 25A Factory Wiring - UL

Pin Spacing: 10.00mm
 Orientation: Vertical
 Clamp Type: Box with Wire Protector
 Design: Modular



MVEB-15

ELECTRICAL

	Current	Voltage	Wire Range
	10A	600V	30-16AWG
	17.5A	750V	1.5mm ² Stranded 2.5mm ² Solid

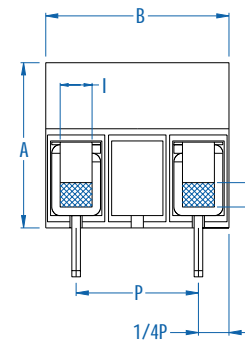
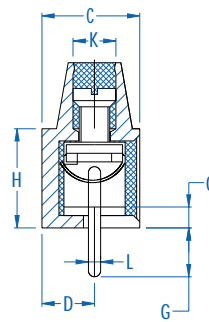
INSTALLATION DATA

Screw Size	M2.5	PCB Hole Size	1.5mm
Torque	0.4Nm (3.6 lbf-in.)	Stripping Lgth.	6.8mm

MATERIAL

Body	PA6.8	Screw	Galvanized Steel
Flammability Class	UL94V-0	Terminal	Tin-Plated Brass
Temperature Limit	105°C UL 125°C IEC	Wire Protector	Tin-Plated Bronze
Color	Green		

No. Poles	Cat. #	Length (B) (mm)	Std. Pk.
2	MVEB-152	15.0	100
3	MVEB-153	25.0	50
4	MVEB-154	35.0	50
5	MVEB-155	45.0	50
6	MVEB-156	55.0	50
7	MVEB-157	65.0	50
8	MVEB-158	75.0	20
9	MVEB-159	85.0	20
10	MVEB-1510	95.0	20
11	MVEB-1511	105.0	20
12	MVEB-1512	115.0	20




Dimensions

A	13.50 mm	I	2.60 mm
B	15.00 mm	J	2.00 mm
C	8.00 mm	K	Ø3.40 mm
D	4.00 mm	L	1.10 mm
E	-	M	0.70 mm
F	-	N	-
G	4.10 mm	O	1.70 mm
H	8.10 mm	P	10.00 mm

Fixed PCB Blocks



Pin Spacing: 5.08mm
 Orientation: Vertical
 Clamp Type: Screw Cage
 Design: Modular



MV-25

ELECTRICAL

	Current	Voltage	Wire Range
	15A ^①	300V	30-14AWG
	16A	450V	2.5mm ² Stranded 4.0mm ² Solid

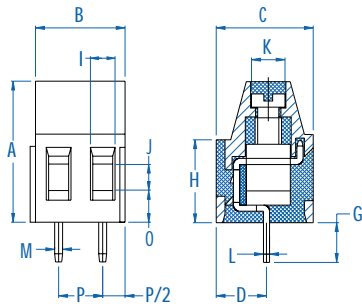
INSTALLATION DATA

Screw Size	M3	PCB Hole Size	1.3mm
Torque	0.5Nm (4.5 lbf-in.)	Stripping Lgth.	8.3mm

MATERIAL

Body	PA6.8	Screw	Galvanized Steel
Flammability Class	UL94V-0	Terminal	Tin-Plated Brass
Temperature Limit	105°C UL 125°C IEC	Clamp	Nickeled Brass
Color	Green		


No. Poles	Cat. #	Length (B) (mm)	Std. Pk.
2	MV-252	10.2	100
3	MV-253	15.2	100
4	MV-254	20.3	50
5	MV-255	25.4	50
6	MV-256	30.5	50
7	MV-257	35.6	50
8	MV-258	40.6	50
9	MV-259	45.7	50
10	MV-2510	50.8	50
11	MV-2511	55.9	50
12	MV-2512	61.0	50
13	MV-2513	66.0	20
14	MV-2514	71.1	20
15	MV-2515	76.2	20
16	MV-2516	81.3	20
17	MV-2517	86.4	20
18	MV-2518	91.4	20
19	MV-2519	96.5	20
20	MV-2520	101.6	20
21	MV-2521	106.7	20
22	MV-2522	111.8	20
23	MV-2523	116.8	20
24	MV-2524	121.9	20



Dimensions

A	16.00 mm	I	2.80 mm
B	10.16 mm	J	2.80 mm
C	11.00 mm	K	Ø3.80 mm
D	5.00 mm	L	0.70 mm
E	-	M	0.90 mm
F	-	N	-
G	4.50 mm	O	3.60 mm
H	9.40 mm	P	5.08 mm

Pin Spacing: 5.08mm
 Orientation: Vertical
 Clamp Type: Screw Cage
 Design: Modular



MV-25-D

ELECTRICAL

	Current	Voltage	Wire Range
	24A	300V	30-14AWG
	24A	450V	2.5mm ² Stranded 4.0mm ² Solid

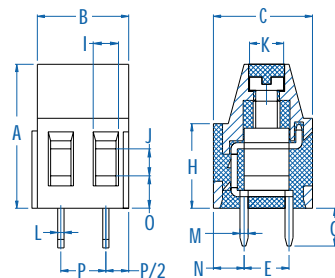
INSTALLATION DATA

Screw Size	M3	PCB Hole Size	1.3mm
Torque	0.5Nm (4.5 lbf-in.)	Stripping Lgth.	8.3mm

MATERIAL

Body	PA6.8	Screw	Galvanized Steel
Flammability Class	UL94V-0	Terminal	Tin-Plated Brass
Temperature Limit	105°C UL 125°C IEC	Clamp	Nickeled Brass
Color	Green		

No. Poles	Cat. #	Length (B) (mm)	Std. Pk.
2	MV-252-D	10.2	100
3	MV-253-D	15.2	100
4	MV-254-D	20.3	50
5	MV-255-D	25.4	50
6	MV-256-D	30.5	50
7	MV-257-D	35.6	50
8	MV-258-D	40.6	50
9	MV-259-D	45.7	50
10	MV-2510-D	50.8	50
11	MV-2511-D	55.9	50
12	MV-2512-D	61.0	50
13	MV-2513-D	66.0	20
14	MV-2514-D	71.1	20
15	MV-2515-D	76.2	20
16	MV-2516-D	81.3	20
17	MV-2517-D	86.4	20
18	MV-2518-D	91.4	20
19	MV-2519-D	96.5	20
20	MV-2520-D	101.6	20
21	MV-2521-D	106.7	20
22	MV-2522-D	111.8	20
23	MV-2523-D	116.8	20
24	MV-2524-D	121.9	20



Dimensions

A	16.00 mm	I	2.80 mm
B	10.16 mm	J	2.80 mm
C	11.00 mm	K	Ø3.80 mm
D	-	L	0.70 mm
E	5.00 mm	M	0.90 mm
F	-	N	3.40 mm
G	4.50 mm	O	3.60 mm
H	9.40 mm	P	5.08 mm

^① 16A Factory Wiring - UL