


Pin Spacing: 5.00mm
 Orientation: Vertical
 Clamp Type: Screw Cage
 Design: Modular



MV-15xx

ELECTRICAL

	Current	Voltage	Wire Range
	10A	300V	30-16AWG
	13.5A	250V	1.5mm ² Stranded 2.5mm ² Solid

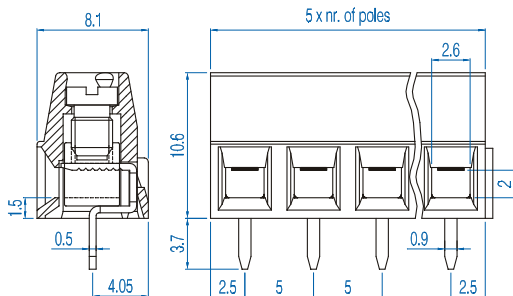
INSTALLATION DATA

Screw Size	M3	PCB Hole Size	1.3mm
Torque	0.5Nm (4.5 lbf-in.)	Stripping Lgth.	6.7mm

MATERIAL


Body	Polyamide	Screw	Galvanized Steel
Flammability Class	UL94V-0	Terminal	Tin-Plated Brass
Temperature Limit	105°C UL 125°C IEC	Clamp	Nickel Brass
Color	Green		

No. Poles	Cat. #	Length (mm)	Std. Pk.
2	MV-152	10.0	100
3	MV-153	15.0	100
4	MV-154	20.0	50
5	MV-155	25.0	50
6	MV-156	30.0	50
7	MV-157	35.0	50
8	MV-158	40.0	50
9	MV-159	45.0	50
10	MV-1510	50.0	50
11	MV-1511	55.0	50
12	MV-1512	60.0	50
13	MV-1513	65.0	20
14	MV-1514	70.0	20
15	MV-1515	75.0	20
16	MV-1516	80.0	20
17	MV-1517	85.0	20
18	MV-1518	90.0	20
19	MV-1519	95.0	20
20	MV-1520	100.0	20
21	MV-1521	105.0	20
22	MV-1522	110.0	20
23	MV-1523	115.0	20
24	MV-1524	120.0	20



5.00mm Pin Spacing – Fixed PCB Blocks

Pin Spacing: 5.00mm
 Orientation: Horizontal
 Clamp Type: Screw Cage
 Design: Modular



MH-15xx

ELECTRICAL

	Current	Voltage	Wire Range
	10A	300V	30-16AWG
	13.5A	250V	1.5mm ² Stranded 2.5mm ² Solid

INSTALLATION DATA

Screw Size	M3	PCB Hole Size	1.3mm
Torque	0.5Nm (4.5 lbf-in.)	Stripping Lgth.	6.7mm

MATERIAL

Body	Polyamide	Screw	Galvanized Steel
Flammability Class	UL94V-0	Terminal	Tin-Plated Brass
Temperature Limit	105°C UL 125°C IEC	Clamp	Nickel Brass
Color	Green		

No. Poles	Cat. #	Length (mm)	Std. Pk.
2	MH-152	10.0	100
3	MH-153	15.0	100
4	MH-154	20.0	50
5	MH-155	25.0	50
6	MH-156	30.0	50
7	MH-157	35.0	50
8	MH-158	40.0	50
9	MH-159	45.0	50
10	MH-1510	50.0	50
11	MH-1511	55.0	50
12	MH-1512	60.0	50
13	MH-1513	65.0	20
14	MH-1514	70.0	20
15	MH-1515	75.0	20
16	MH-1516	80.0	20
17	MH-1517	85.0	20
18	MH-1518	90.0	20
19	MH-1519	95.0	20
20	MH-1520	100.0	20
21	MH-1521	105.0	20
22	MH-1522	110.0	20
23	MH-1523	115.0	20
24	MH-1524	120.0	20

