

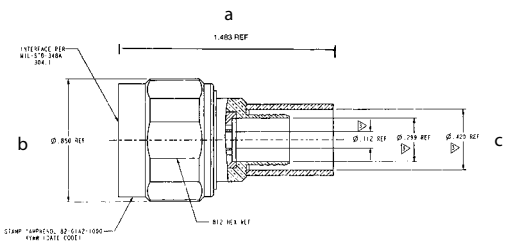
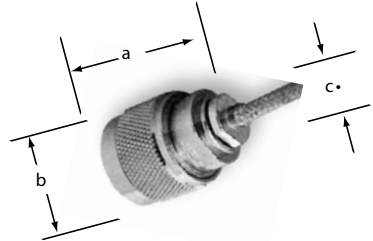


# Type N Cable Attachment Method

Amphenol®

<p><b>Fig. 1</b></p>  <p><b>Crimp-Crimp N Plugs</b></p> <table border="0"> <tr> <td>82-332</td> <td>82-4425-1003</td> <td>82-5370</td> </tr> <tr> <td>82-340</td> <td>82-4426</td> <td>82-5375</td> </tr> <tr> <td>82-340-1052</td> <td>82-4426-11RFX</td> <td>82-5375-RFX</td> </tr> <tr> <td>82-340-1054</td> <td>82-4427</td> <td>82-5380-RFX</td> </tr> <tr> <td>82-4425</td> <td>82-4427-1006</td> <td>82-6152</td> </tr> </table>	82-332	82-4425-1003	82-5370	82-340	82-4426	82-5375	82-340-1052	82-4426-11RFX	82-5375-RFX	82-340-1054	82-4427	82-5380-RFX	82-4425	82-4427-1006	82-6152	<p><b>Fig. 2</b></p>  <p><b>Clamp N Plugs</b></p> <table border="0"> <tr> <td>82-202</td> <td>34025</td> </tr> <tr> <td>82-202-RFX</td> <td>34025-RFX</td> </tr> <tr> <td>82-3202</td> <td>82-202-1006</td> </tr> <tr> <td>82-312</td> <td>82-6034</td> </tr> </table>	82-202	34025	82-202-RFX	34025-RFX	82-3202	82-202-1006	82-312	82-6034
82-332	82-4425-1003	82-5370																						
82-340	82-4426	82-5375																						
82-340-1052	82-4426-11RFX	82-5375-RFX																						
82-340-1054	82-4427	82-5380-RFX																						
82-4425	82-4427-1006	82-6152																						
82-202	34025																							
82-202-RFX	34025-RFX																							
82-3202	82-202-1006																							
82-312	82-6034																							
<p><b>Fig. 3</b></p>  <p><b>Crimp-Crimp N Plugs</b></p> <table border="0"> <tr> <td>82-6142-1000</td> <td>82-6106</td> </tr> <tr> <td>82-5993</td> <td>82-6010</td> </tr> </table>	82-6142-1000	82-6106	82-5993	82-6010	<p><b>Fig. 4</b></p>  <p><b>Solder-Solder N Plugs</b></p> <table border="0"> <tr> <td>82-5955-RFX</td> </tr> <tr> <td>82-5956-RFX</td> </tr> <tr> <td>82-6124</td> </tr> </table>	82-5955-RFX	82-5956-RFX	82-6124																
82-6142-1000	82-6106																							
82-5993	82-6010																							
82-5955-RFX																								
82-5956-RFX																								
82-6124																								

## N CABLE PLUGS

Cable RG-/U	Cable Attachment		Dimensions, inches (millimeters)			Construction Notes				Military Number	Amphenol Number	Fig.
	Outer	Inner	a	b	c	CAI	Plt.	Ins.				
8, 213	Crimp	Crimp	1.48(37.7)	.827(21.0)	.418(10.6)	C11	P33	D1	Lockwire Holes	M39012/01B0007	82-340	1
8, 9, 144, 165, 213	Clamp	Solder	1.50(38.1)	.827(21.0)	.444(11.3)	C8	P1	D9	Lockwire Holes	UG-21E/U	82-3202	2
	Clamp	Solder	1.50(38.1)	.827(21.0)	.444(11.3)	C8	P1	D1	Captivated Cont.	UG-1185/U	82-312	2
8, 9, 144, 165, 213, 214, 216, 225	Clamp	Solder	1.50(38.1)	.827(21.0)	.444(11.2)	C8	P1	D1	Lockwire Holes	UG-21D/U	82-202	2
	Clamp	Solder	1.50(38.1)	.827(21.0)	.437(11.1)	C8	P7	D1	—	—	82-202-RFX	2
9, 214	Crimp	Crimp	1.48(37.7)	.827(21.0)	.438(11.1)	C11	P34	D1	Lockwire Holes	M39012/01B0008	82-332	1
9, 214, 225, 393	Crimp	Crimp	1.54(39.1)	.827(21.0)	.438(11.1)	C11	P15	D1	—	—	82-4425-1003	1
55, 142, 223	Crimp	Crimp	1.37(34.9)	.827(21.0)	.220(5.6)	C11	P15	D1	Lockwire Holes	—	82-5370	1
	Crimp	Crimp	1.48(37.7)	.827(21.0)	.206(5.2)	C11	P17	D1	Lockwire Holes	—	82-5375	1
58, 141	Crimp	Crimp	1.36(34.6)	.827(21.0)	.210(5.3)	C11	P7	D1	—	—	82-5375-RFX	1
	Crimp	Crimp	1.36(34.6)	.827(21.0)	.210(5.3)	C11	P7	D1	—	—	82-5375-RFX	1
58, 141, 142A, 400	Clamp	Solder	1.38(34.9)	.827(21.0)	.219(5.4)	C8	P1	D1	Lockwire Holes	UG-536B/U	34025	2
	Clamp	Solder	1.31(33.2)	.827(21.0)	.212(6.4)	C8	P7	D1	—	—	34025-RFX	2
142, 142B, 400	Crimp	Crimp	1.38(35.0)	.827(21.0)	.220(5.6)	C11	P15	D1	—	—	82-4427-1006	1
142, 400	Crimp	Crimp	1.45(36.9)	.827(21.0)	.220(5.6)	C11	P34	D1	Lockwire Holes	M39012/01-0503	82-4427	1
213	Crimp	Crimp	1.45(36.9)	.827(21.0)	.418(10.6)	C11	P34	D1	Lockwire Holes	M39012/01-0502	82-4426	1
214, 225, 393	Crimp	Crimp	1.45(36.9)	.827(21.0)	.438(11.1)	C11	P33	D1	Lockwire Holes	M39012/01-0501	82-4425	1
Belden 9913, 9914	Crimp	Crimp	1.48(37.7)	.827(21.0)	.418(10.6)	C11	P1	D1	—	—	82-340-1052	1
B9913, Amph TWB 4001	Clamp	Solder	1.50(38.1)	.827(21.0)	.443(11.2)	C8	P1	D1	—	—	82-202-1006	2
LMR 400, TWB 4001	Crimp	Crimp	1.49(37.8)	.850(21.6)	.418(10.6)	C11	P1	D9	Hex Coupling	—	82-6142-1000	3
LMR 600, TWB 6001	Crimp	Crimp	1.98(50.3)	.930(23.6)	.625(15.9)	C11	P34	D9	Hex Coupling	—	82-5993	3
LMR 240, TWB 2401	Crimp	Crimp	1.41(35.8)	.850(21.6)	.261(6.6)	C11	P15	D1	Hex Coupling	—	82-6106	3
LMR 240, TWB 2401	Crimp	Preassy	1.41(35.8)	.850(21.6)	.261(6.6)	C11	P34	D1	Hex Coupling	—	82-6010	3
59, 62	Crimp	Crimp	1.36(34.6)	.827(21.0)	.261(6.6)	C11	P7	D1	—	—	82-5380-RFX	1
174, 188, 316	Crimp	Crimp	1.41(35.8)	.827(21.0)	.125(3.2)	C11	P7	D1	—	—	82-6034	3
LMR 240, TWB 2401	Crimp	Crimp	1.17(29.8)	.827(21.0)	.220(5.6)	C11	P7	D1	—	—	82-6152	1
402 (.141 S/R)	Solder	Solder	1.19(30.3)	.826(21.0)	.141(3.6)	C9	P7	D1	—	—	82-5955-RFX	4
405 (.086 S/R)	Solder	Solder	1.19(30.3)	.826(21.0)	.086(2.2)	C9	P7	D1	—	—	82-5956-RFX	4
401 (.250 S/R)	Solder	Solder	1.19(30.3)	.826(21.0)	.250(6.35)	C9	P7	D1	—	—	82-6124	4
Ethernet® Cables Times AA4478(FEP), AA4479(PVC); Belden 89880(FEP), 9880(PVC)	Crimp	Crimp	1.48(37.7)	.827(21.0)	.437(11.1)	C11	P7	D1	—	—	82-4426-11RFX	1

accommodates cable diameter includes outer ferrule Ethernet = Xerox Trademark Distributor stocked

Type N