

NOTES:

1. MATERIALS AND FINISHES:

- BODY - PHOSPHOR BRONZE, NICKEL PLATING (.0001 THICK)
- CONTACT - BRASS, GOLD PLATING (.00003 THICK)
- FERRULE - BRASS, NICKEL PLATING (.0001 THICK)
- INSULATOR - PTFE

2. ELECTRICAL:

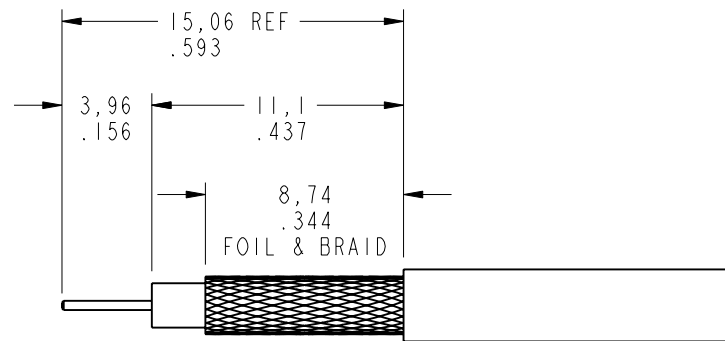
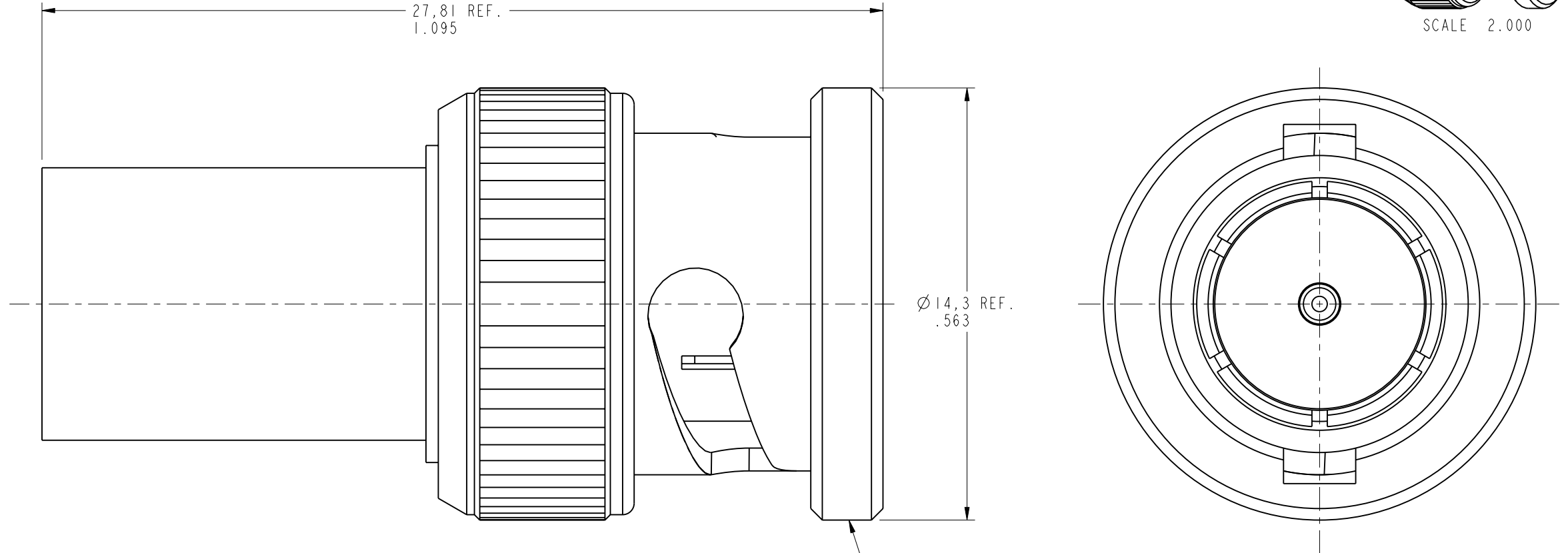
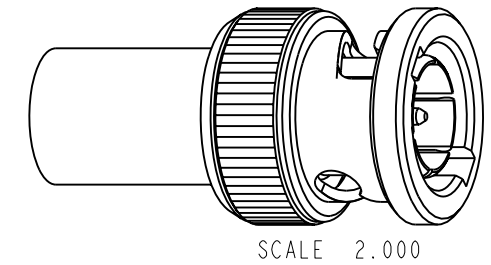
- A. IMPEDANCE: 75 OHM
- B. FREQUENCY RANGE: DC - 4 GHz
- C. VSWR(RETURN LOSS): 1.3 MAX.
- D. DIELECTRIC WITHSTANDING VOLTAGE: 1500 VRMS, MIN.

3. MECHANICAL:

- A. DURABILITY: 500 CYCLES MIN.
- B. TEMPERATURE RANGE: -65° C TO +165° C

- 4. FERRULE TO BE CRIMPED WITH A .324 HEX DIE.
- CONTACT TO BE CRIMPED WITH A .042 SQUARE DIE
- OR A 8 PT CRIMPER AMPHENOL NUMBER CTL-T1200

31-80109		REVISIONS			
DRAWING NO.	REV	DESCRIPTION	DATE	ECO	APPR
THIRD ANGLE PROJ.	A	RELEASE TO MFG	4/10/06	45950	MY
	B	NOTE 4 SHT 2 'OR A 12 POINT... INDENTOR TOOL'; .255 WAS .178	5/11/06	46083	CPM
	C	SEE SHEET 1	8/10/06	46212	GSA
	D	NOTE 4 '8 PT CRIMPER AMPHENOL NUMBER CTL-T1200'	8/6/07	46681	TC



RECOMMENDED CABLE STRIPPING DIMENSIONS

SCALE 3.000

**CUSTOMER OUTLINE DRAWING**

ALL OTHER SHEETS ARE FOR INTERNAL USE ONLY

UNLESS OTHERWISE SPECIFIED, DIMENSIONS ARE IN INCHES AND TOLERANCES ARE: 2 PLACE DECIMAL      3 PLACE DECIMAL      ANGLES $\pm .015$ (0,381 mm) $\pm .005$ (0,127 mm) $\pm 1^\circ$	MATERIAL	DRAWN	DATE	TITLE	<b>Amphenol RF</b> Danbury, CT, USA Tainan, Taiwan Shenzhen, China <a href="http://www.amphenolrf.com">www.amphenolrf.com</a>		
		G. ANTONINI	03-MAR-05	75 OHM BNC PLUG FOR BELDEN 1694A CABLE			
NOTICE - These drawings, specifications, or other data (1) are, and remain the property of Amphenol Corp. (2) must be returned upon request; and (3) are confidential and not to be disclosed to any person other than those to whom they are given by Amphenol Corp. The furnishing of these drawings, specifications, or other data by Amphenol Corp., or to any other person to anyone for any purpose is not to be regarded by implication or otherwise in any manner licensing, granting rights or permitting such holder or any other person to manufacture, use or sell any product, process or design, patented or otherwise, that may in any way be related to or disclosed by said drawings, specifications, or other data.	REFERENCE	ENGINEER	DATE		SCALE: 6.0:1	SHEET 2 OF 2	
		G. ANTONINI	03-MAR-05				
		APPROVED	DATE				
		K. CAPOZZI	4/10/06				
		CAD FILE		CODE ID	DWG SIZE	DRAWING NO.	REV
		&file_path31-80109		74868	B	31-80109	D