

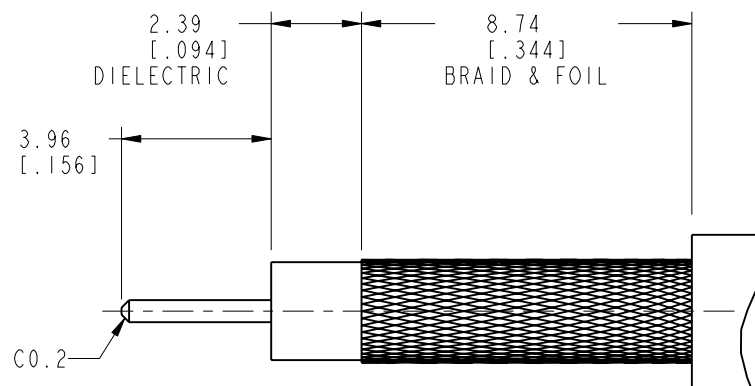
NOTES:

1. MATERIALS AND FINISHES:  
 BODY AND BAYONET SLEEVE - BRASS, NICKEL PLATING  
 OUTER CONTACT - BeCu, NICKEL PLATING  
 CONTACT - PHOSPHOR BRONZE, GOLD PLATING  
 FERRULE - BRASS, NICKEL PLATING  
 INSULATOR - PTFE, NATURAL
2. ELECTRICAL:  
 A. IMPEDANCE: 75 OHM  
 B. FREQUENCY RANGE: DC - 4 GHz  
 C. RETURN LOSS: 30 dB MIN @ 3 GHz  
 D. DIELECTRIC WITHSTANDING VOLTAGE: 1000 VRMS, MIN.  
 E. INSULATION RESISTANCE: 10,000 MΩ MIN
3. MECHANICAL:  
 A. DURABILITY: 500 CYCLES MIN.  
 B. TEMPERATURE RANGE: -65° C TO +165° C
4. ENVIRONMENTAL:  
 A. THERMAL SHOCK PER MIL-STD-202 METHOD 107  
 TEST CONDITION B (EXCEPT HIGH TEMP @200°C)  
 B. VIBRATION: MIL-STD-202 METHOD 204 TEST CONDITION B  
 C. SHOCK: MIL-STD-202 METHOD 213 TEST CONDITION B  
 D. CORROSION: MIL-STD-202 METHOD 101  
 TEST CONDITION B 5% SALT SOLUTION
5. PACKAGING:  
 A. QUANTITY: SINGLE PACK  
 B. MARKING: BAG TO BE MARKED:  
 "AMPHENOL RF, 34-1037 DATE CODE"

THIRD ANGLE PROJ.

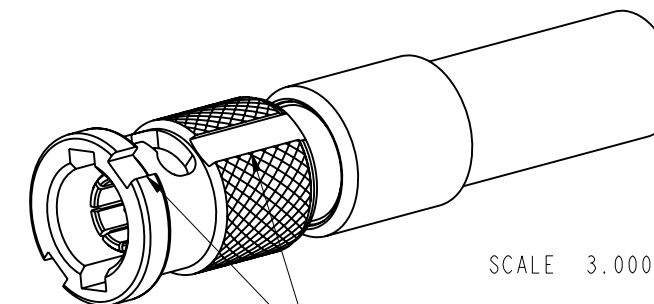
REVISIONS

REV	DESCRIPTION	DATE	ECO	APPR
A	RELEASE FOR MFG.	21-Mar-11	48506	TD



SCALE 5.000

**RECOMMENDED CABLE STRIPPING DIMENSIONS**

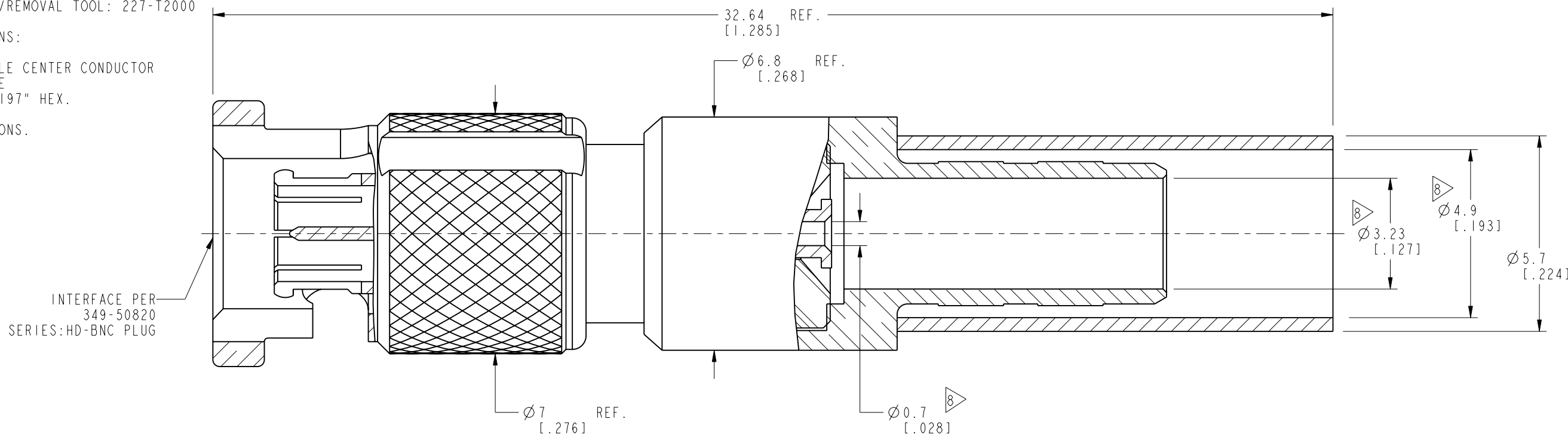


SCALE 3.000

6. HIGH DENSITY INSTALLATION/REMOVAL TOOL: 227-T2000

7. CABLE ASSEMBLY INSTRUCTIONS:  
 A. TRIM CABLE AS SHOWN.  
 B. CRIMP CONTACT TO CABLE CENTER CONDUCTOR WITH .042" SQUARE DIE  
 C. CRIMP FERRULE WITH .197" HEX.

SHOWS CABLE ENTRY DIMENSIONS.



**CUSTOMER OUTLINE DRAWING**

ALL OTHER SHEETS ARE FOR INTERNAL USE ONLY

UNLESS OTHERWISE SPECIFIED, DIMENSIONS ARE IN METRIC AND TOLERANCES ARE:  
 <0.5mm ±0.05mm    0.5 - 6mm ±0.1mm    6 - 30mm ±0.2mm    30 - 120mm ±0.3mm    ANGLES ±1°

NOTICE - These drawings, specifications, or other data (1) are, and remain the property of Amphenol corp. (2) must be returned upon request; and (3) are confidential and not to be disclosed to any person other than those to whom they are given by Amphenol Corp. the finishing of these drawings, specifications, or other data by Amphenol Corp., or to any other person for any purpose is not to be regarded by implication or otherwise in any manner licensing, granting rights to permitting such holder or any other person to manufacture, use or sell any product, process or design, patented or otherwise, that may in any way be related to or disclosed by said drawings, specifications, or other data.

MATERIAL SEE NOTES	DRAWN T.DENG	DATE 21-Mar-11	TITLE HD-BNC STR PLUG FOR B1855 ENH/DRAKA 0.6/2.8 AF	Amphenol RF Danbury CT USA, Tainan, Taiwan, Shenzhen, China www.amphenolrf.com
REFERENCE EAR # 4296	ENGINEER A ARUN PRABU	DATE 27-Sep-10		
CONFIGURATION LEVEL: Prototype	APPROVED S.HSIEH	DATE 22-Mar-11	SCALE: 7.6:1.0	DRAWING NO.34-1037
FINISH	CAD FILE		SHEET 2 OF 2	ITEM NO.34-1037
			DWG SIZE B	PART NO.34-1037
			REV A	