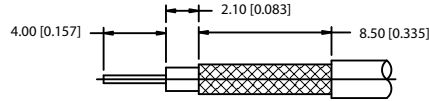
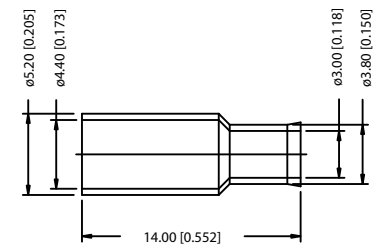
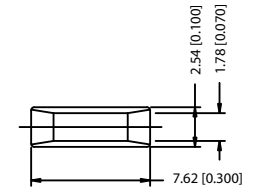
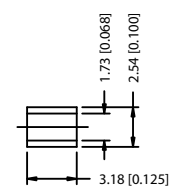
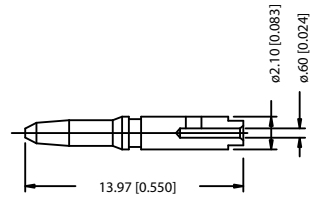
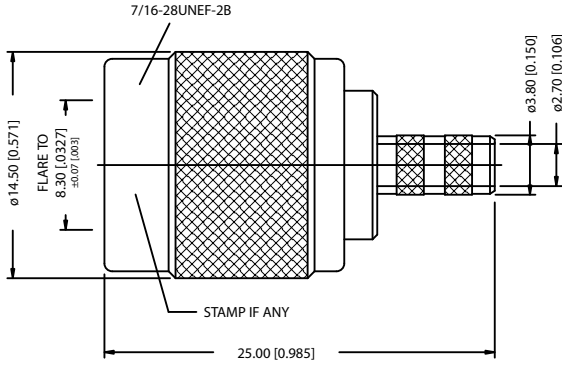


REV.	DATE	DESCRIPTION
A	02/06/00	UPDATE DIMENSIONS - ADD SLEEVE
B	11/25/03	UPDATE DIMENSIONS



RECOMMENDED
CABLE STRIPPING DIM'S



CRIMP NOTES:

1. CRIMPED FERRULE
HEX SIZE .178"
2. CRIMPED CONTACT PIN
HEX CRIMP SIZE .068"
3. VSWR 1.6 MAX. UP TO 3 Ghz

DESCRIPTION	MATERIAL	FINISH	QTY
8			
7	FERRULE	BRASS	NICKEL 1
6	SPACER	BRASS	NICKEL 1
5	SLEEVE	TEFLON	NATURAL 1
4	RETAINER RING	BRASS	NICKEL 1
3	INSULATOR	TEFLON	NATURAL 1
2	CONTACT PIN	BRASS	GOLD 1
1	SHELL/BODY	BRASS	NICKEL 1

UNLESS OTHERWISE SPECIFIED DIMENSIONS ARE IN MILLIMETERS DIMENSIONS IN [] ARE IN INCHES AND FOR CUSTOMER REFERENCE ONLY.

UNLESS OTHERWISE SPECIFIED TOLERANCES FOR MILLIMETERS ARE:
0.5 - 8mm ± 0.20mm
8 - 30mm ± 0.40mm
30 - 120mm ± 0.50mm

UNLESS OTHERWISE SPECIFIED TOLERANCES FOR INCHES ARE:
.020 - .315 = ± 0.007"
.315 - 1.180 = ± 0.015"
1.180 - 4.724 = ± 0.020"

DO NOT SCALE DRAWING

APPROVALS	DATE
DRAWN G.R.S.	11/25/03
CHECKED	
ISSUED	
SHEET 1 OF 1	
CAD FILE C:/122/122116.DWG	

Amphenol - Connex

PART DESCRIPTION
**TNC CRIMP PLUG
(FOR RG-174/U, 188A/U, 316/U CABLE)**

PART NO.
122116

DWG. NO.	122116.DWG	REV.	B	SIZE	A	SCALE	NA
----------	------------	------	---	------	---	-------	----