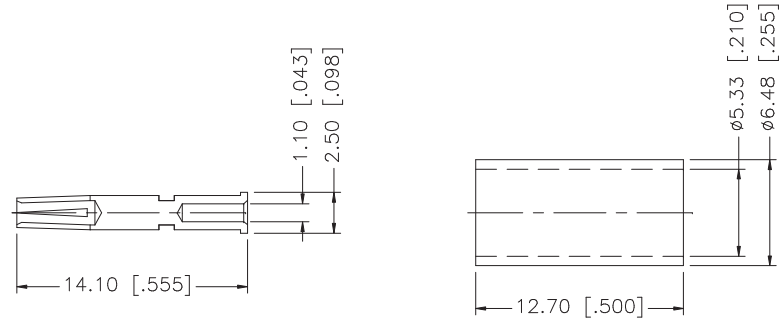
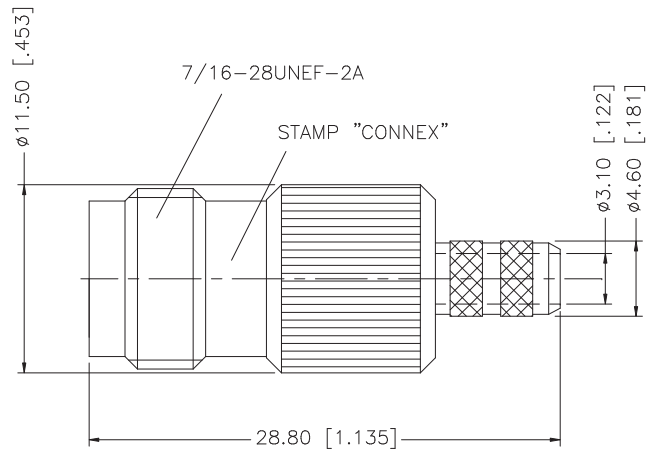
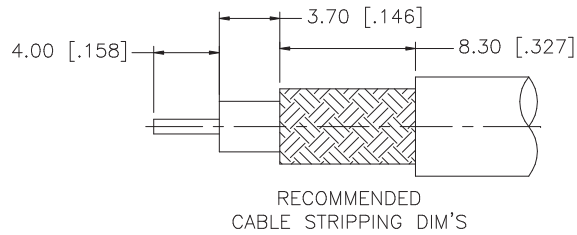


REV.	DATE	DESCRIPTION
NC	09/01/98	INITIAL RELEASE
A	05/01/04	UPDATE DRAWING FORMAT



REV.	DATE	DESCRIPTION
NC	09/01/98	INITIAL RELEASE
A	05/01/04	UPDATE DRAWING FORMAT

8					<small>UNLESS OTHERWISE SPECIFIED DIMENSIONS ARE IN MILLIMETERS. DIMENSIONS IN [ ] ARE IN INCHES AND FOR CUSTOMER REFERENCE ONLY.</small>  <small>UNLESS OTHERWISE SPECIFIED TOLERANCES FOR MILLIMETERS ARE:</small> 0.5 - 8mm ± 0.20mm 8 - 30mm ± 0.40mm 30 - 120mm ± 0.50mm  <small>UNLESS OTHERWISE SPECIFIED TOLERANCES FOR INCHES ARE:</small> .020 - .315 = ± 0.007" .315 - 1.180 = ± 0.015" 1.180 - 4.724 = ± 0.020"  DO NOT SCALE DRAWING	APPROVALS	DATE	<h1 style="text-align: center;">Amphenol Connex</h1>	
7				DRAWN		G.R.S.	05/01/04		PART DESCRIPTION
6				CHECKED					
5						ISSUED			PART NO.
4	FERRULE	COPPER	NICKEL	1		SHEET	1 OF 1		
3	CONTACT PIN	PHOS. BRONZE	GOLD	1					
2	INSULATOR	TEFLON	NATURAL	1					
1	BODY	BRASS	NICKEL	1					
	DESCRIPTION	MATERIAL	FINISH	QTY					

CAD FILE	DWG. NO.	REV.	SIZE	SCALE
C:/122/122122.DWG	122122.DWG	A	A	NA