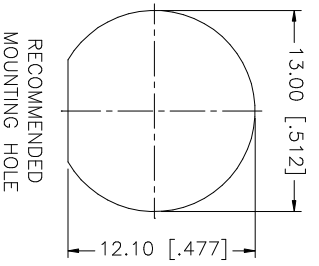
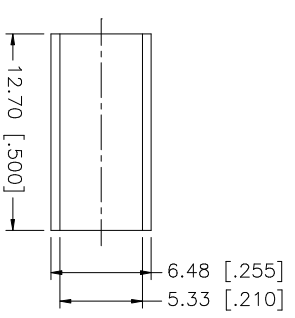
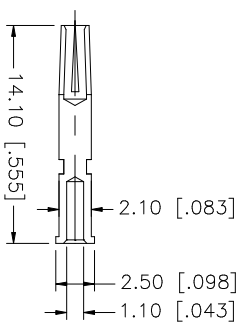
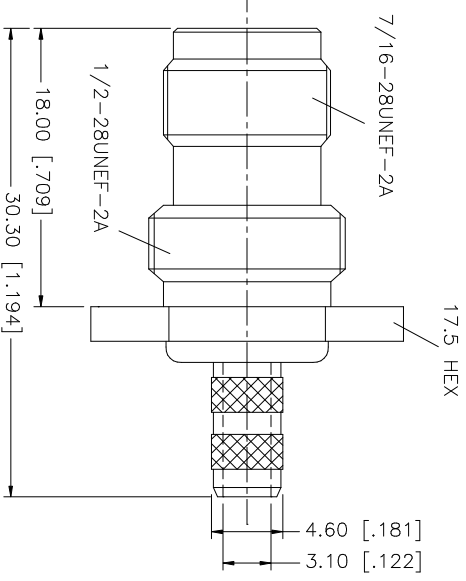
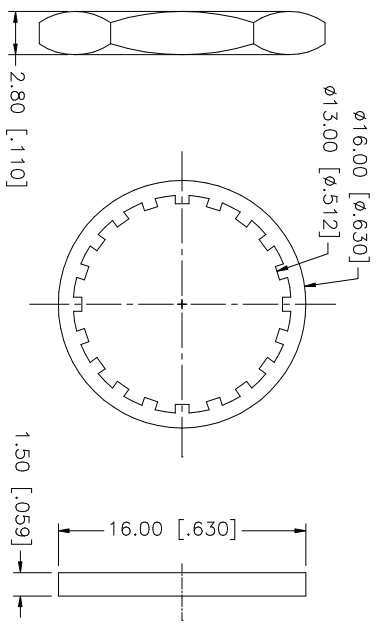
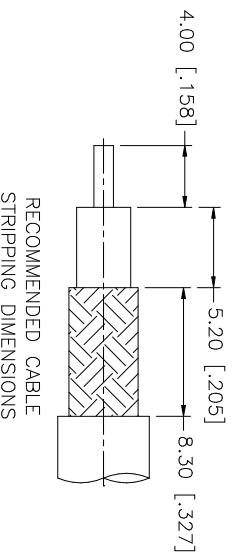


REV.	DATE	DESCRIPTION
A	05/27/03	UPDATE DRAWING FORMAT



- NOTES:
1. CRIMPED FERRULE
HEX CRIMP SIZE .213"
 2. CRIMPED CONTACT PIN
HEX CRIMP SIZE .068"
 3. MAX. PANEL THICKNESS = 3.5mm

QTY	FINISH	MATERIAL	DESCRIPTION
1	NICKEL	COPPER	FERRULE
1	NICKEL	RUBBER	GASKET
1	NICKEL	BRASS	HEX NUT
1	NICKEL	BRASS	LOCKWASHER
1	GOLD	PHOS. BRONZE	CONTACT PIN
1	NATURAL	TEFLON	INSULATOR
1	NICKEL	BRASS	BODY

APPROVALS	DATE
DRAWN G.R.S.	05/27/03
CHECKED	
ISSUED	
SHEET 1 OF 1	

UNLESS OTHERWISE SPECIFIED DIMENSIONS ARE IN MILLIMETERS DIMENSIONS IN [] ARE IN INCHES AND FOR CUSTOMER REFERENCE ONLY.
UNLESS OTHERWISE SPECIFIED TOLERANCES FOR MILLIMETERS ARE: 0.5 - 8mm ± 0.20mm 8 - 30mm ± 0.40mm 30 - 120mm ± 0.50mm
UNLESS OTHERWISE SPECIFIED TOLERANCES FOR INCHES ARE: .020 - .315 = ± 0.007" .315 - 1.180 = ± 0.015" 1.180 - 4.724 = ± 0.020"
DO NOT SCALE DRAWING

CAD FILE	DWG. NO.	REV.	SIZE	SCALE
C:/122/122160.DWG	122160.DWG	A	A	NA

PART NO.	PART DESCRIPTION
122160	TNC BULKHEAD CRIMP JACK (FOR RG-58/U, 58C/U CABLE)