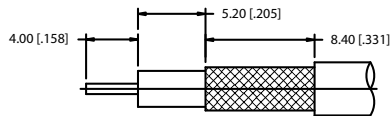
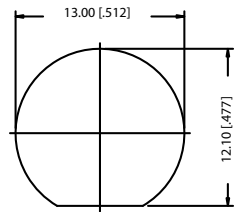
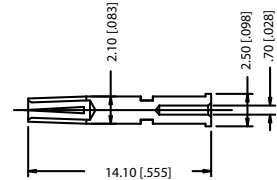
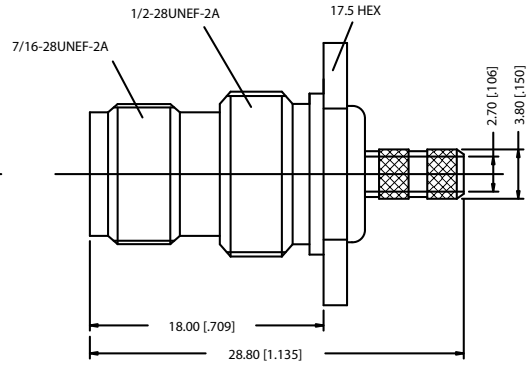
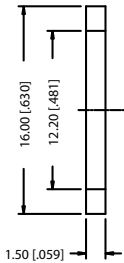
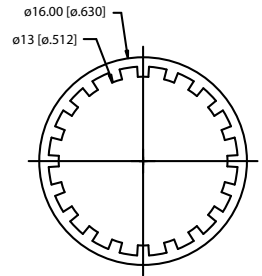
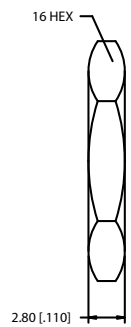


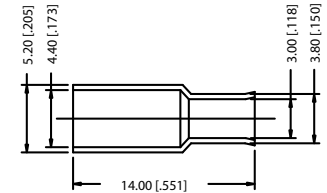
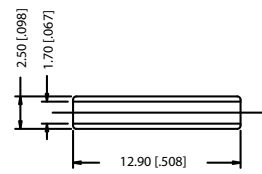
REV.	DATE	DESCRIPTION
NC	01/20/03	INITIAL RELEASE



RECOMMENDED  
CABLE STRIPPING DIM'S



RECOMMENDED  
MOUNTING HOLE



NOTE:

1. CRIMPED FERRULE  
HEX CRIMP SIZE .178"
2. CRIMPED CONTACT PIN  
HEX CRIMP SIZE .068"

9	FERRULE	COPPER	NICKEL	1
8	SLEEVE	DELTRIN	NATURAL	1
7	HEX NUT	BRASS	NICKEL	1
6	LOCK WASHER	BRASS	NICKEL	1
5	CONTACT PIN	PHOS. BRONZE	GOLD	1
4	GASKET	RUBBER	RED	1
3	BARREL	BRASS	NICKEL	1
2	INSULATOR	DELTRIN	NATURAL	1
1	HOUSING/BODY	BRASS	NICKEL	1
	DESCRIPTION	MATERIAL	FINISH	QTY

UNLESS OTHERWISE SPECIFIED DIMENSIONS ARE IN MILLIMETERS. DIMENSIONS IN [ ] ARE IN INCHES AND FOR CUSTOMER REFERENCE ONLY.

UNLESS OTHERWISE SPECIFIED TOLERANCES FOR MILLIMETERS ARE:  
0.5 - 8mm ± 0.20mm  
8 - 30mm ± 0.40mm  
30 - 120mm ± 0.50mm

UNLESS OTHERWISE SPECIFIED TOLERANCES FOR INCHES ARE:  
.020 - .315 = ± 0.007"  
.315 - 1.180 = ± 0.015"  
1.180 - 4.724 = ± 0.020"

DO NOT SCALE DRAWING

APPROVALS	DATE
DRAWN G.R.S.	01/20/03
CHECKED	
ISSUED	
SHEET 1 OF 1	
CAD FILE	C:/122/122192.DWG

<h1>Amphenol - Connex</h1>		PART DESCRIPTION	
		TNC BULKHEAD CRIMP JACK (FOR RG174/u, 188A/u, 316/u CABLE)	
PART NO.		122192	
DWG. NO.	122192.DWG	REV.	NC
SIZE	A	SCALE	NA