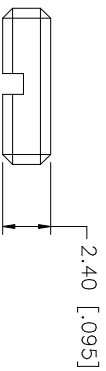
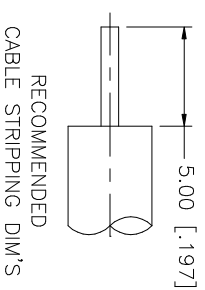
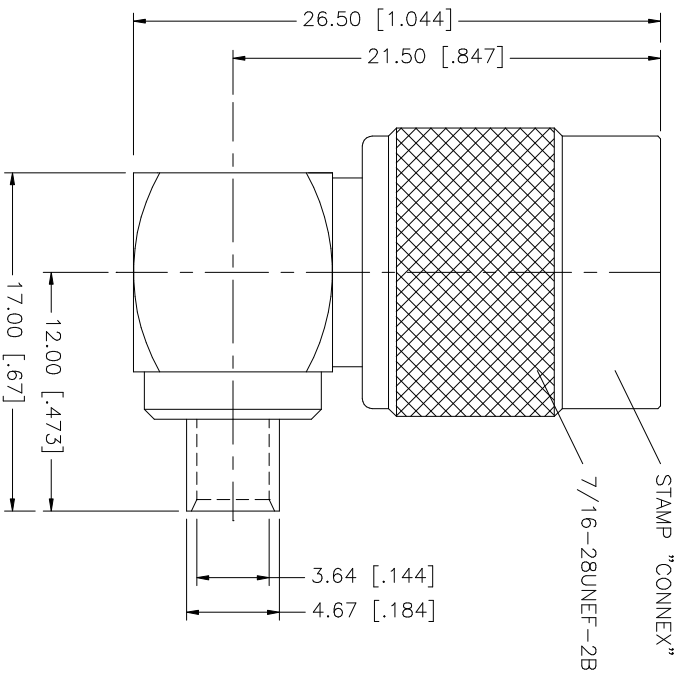


REV.	DATE	DESCRIPTION
A	11/26/03	UPDATE DRAWING FORMAT
B	03/18/04	ADD COUPLING NUT UNDER PART DESCRIPTION



NO.	DESCRIPTION	MATERIAL	FINISH	QTY	UNLESS OTHERWISE SPECIFIED, DIMENSIONS ARE IN MILLIMETERS. DIMENSIONS IN [ ] ARE IN INCHES AND FOR CUSTOMER REFERENCE ONLY. TOLERANCES FOR MILLIMETERS ARE:	APPROVALS	DATE	PART DESCRIPTION	DWG. NO.	REV.	SIZE	SCALE
8					UNLESS OTHERWISE SPECIFIED, DIMENSIONS ARE IN MILLIMETERS. DIMENSIONS IN [ ] ARE IN INCHES AND FOR CUSTOMER REFERENCE ONLY. TOLERANCES FOR MILLIMETERS ARE:			<b>Amphenol Connex</b> TNC R/A DIRECT SOLDER PLUG (FOR .141" SEMI RIGID CABLE)	122422.DWG	B	A	NA
7				UNLESS OTHERWISE SPECIFIED, DIMENSIONS ARE IN MILLIMETERS. DIMENSIONS IN [ ] ARE IN INCHES AND FOR CUSTOMER REFERENCE ONLY. TOLERANCES FOR MILLIMETERS ARE:	DRAWN	G.R.S.	03/18/04					
6				UNLESS OTHERWISE SPECIFIED, DIMENSIONS ARE IN MILLIMETERS. DIMENSIONS IN [ ] ARE IN INCHES AND FOR CUSTOMER REFERENCE ONLY. TOLERANCES FOR MILLIMETERS ARE:	CHECKED							
5					UNLESS OTHERWISE SPECIFIED, DIMENSIONS ARE IN MILLIMETERS. DIMENSIONS IN [ ] ARE IN INCHES AND FOR CUSTOMER REFERENCE ONLY. TOLERANCES FOR MILLIMETERS ARE:	ISSUED						
4	COUPLING NUT	BRASS	NICKEL	1	0.5 - 8mm ± 0.20mm 8 - 30mm ± 0.40mm 30 - 120mm ± 0.50mm	SHEET	1 OF 1					
3	CONTACT PIN	BRASS	GOLD	1	UNLESS OTHERWISE SPECIFIED, DIMENSIONS ARE IN MILLIMETERS. DIMENSIONS IN [ ] ARE IN INCHES AND FOR CUSTOMER REFERENCE ONLY. TOLERANCES FOR MILLIMETERS ARE:							
2	INSULATOR	TEFLON	NATURAL	1	.020 - .315 = ± 0.007" .315 - 1.180 = ± 0.015" 1.180 - 4.724 = ± 0.020"							
1	BODY	BRASS	GOLD	1								
	DESCRIPTION	MATERIAL	FINISH	QTY	DO NOT SCALE DRAWING	CAD FILE	C:/122/122422.DWG					