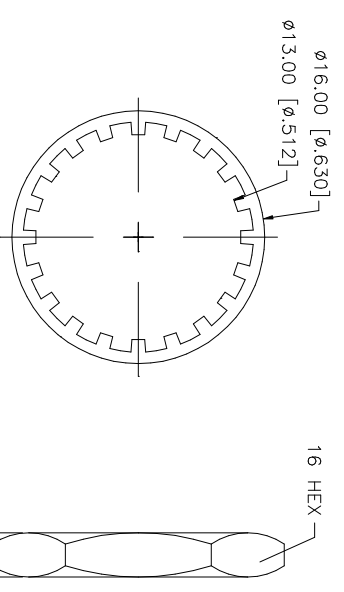
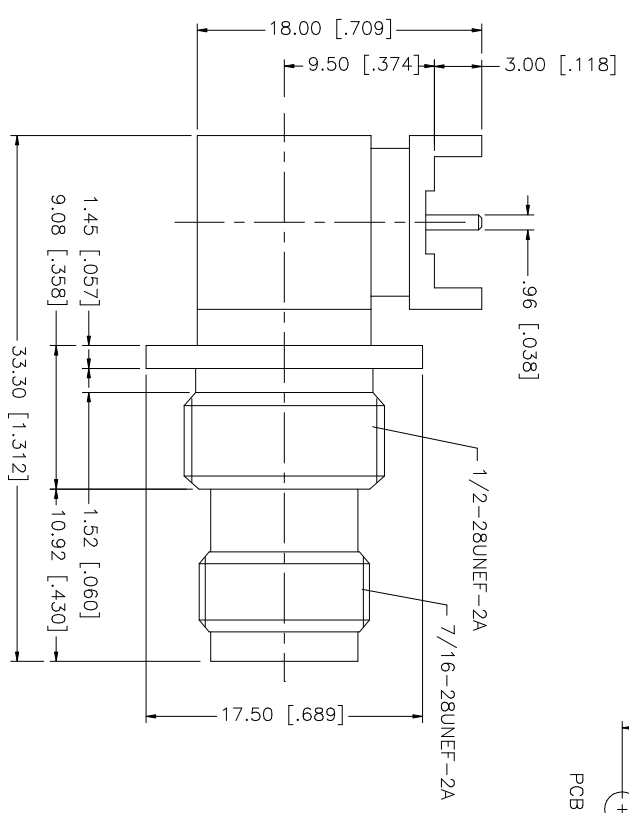
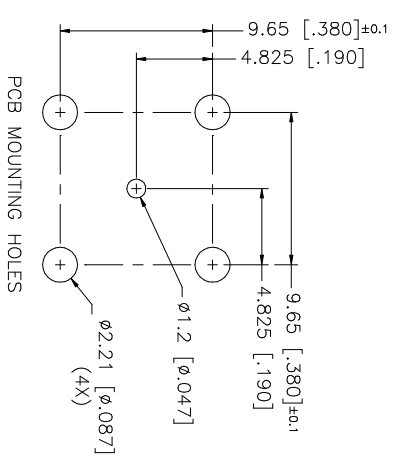
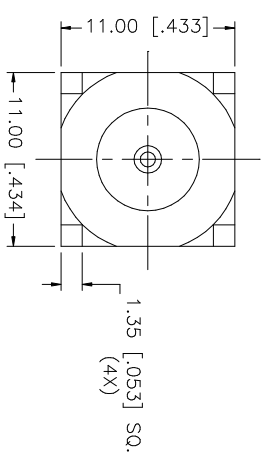


REV.	DATE	DESCRIPTION
A	09/30/03	MODIFY BASE DIMENSIONS
B	05/27/04	MODIFY BASE DIMENSIONS



NOTE:  
1. MAX. PANEL THICKNESS = 3mm

NO.	DESCRIPTION	MATERIAL	FINISH	QTY	UNLESS OTHERWISE SPECIFIED DIMENSIONS ARE IN INCHES AND FOR CUSTOMER REFERENCE ONLY.	UNLESS OTHERWISE SPECIFIED DIMENSIONS ARE IN MILLIMETERS ARE TOLERANCES FOR MILLIMETERS ARE	UNLESS OTHERWISE SPECIFIED DIMENSIONS ARE IN INCHES AND FOR CUSTOMER REFERENCE ONLY.	UNLESS OTHERWISE SPECIFIED DIMENSIONS ARE IN MILLIMETERS ARE TOLERANCES FOR MILLIMETERS ARE	APPROVALS	DATE	PART DESCRIPTION								
8											<b>Amphenol Connex</b> TNC REV. POLARITY R/A PCB MOUNT JACK 1222490RP								
7	NEK NUT	BRASS	NICKEL	1		0.5 - 8mm ± 0.20mm		DRAWN	G.R.S.	05/27/04									
6	LOCK WASHER	BRASS	NICKEL	1		8 - 30mm ± 0.40mm		CHECKED											
5	CONTACT PIN	BRASS	GOLD	1		30 - 120mm ± 0.50mm		ISSUED											
4	INSULATOR	TEFLON	NATURAL	1				SHEET	1 OF 1										
3	BODY	BRASS	NICKEL	1															
2	HOUSING	BRASS	BRT. TIN	1															
1																			
DESCRIPTION					MATERIAL	FINISH	QTY	DO NOT SCALE DRAWING											
								CAD FILE	C:/122/122490RP.DWG			DWG. NO.	122490RP.DWG	REV.	A	SIZE	A	SCALE	NA