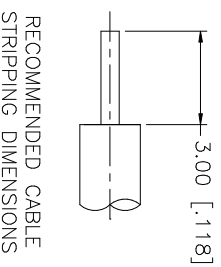
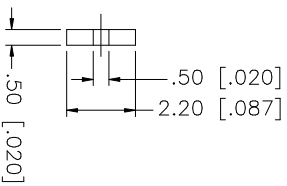
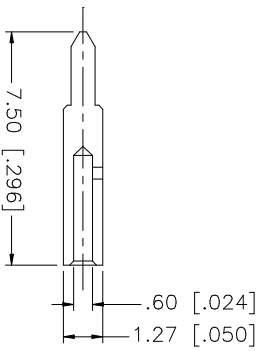
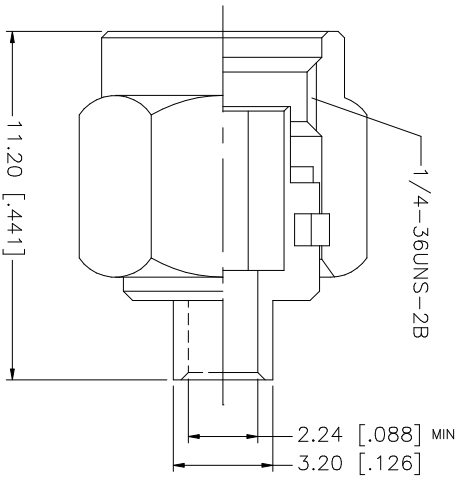


REV.	DATE	DESCRIPTION
A	01/09/98	ADD CONTACT PIN/ CHANGE I.D./ REDIMENSION
B	01/26/02	ADD CROSS SECTION OF BODY
C	07/22/02	INCREASE BODY LENGTH TO 11.20
D	05/14/03	UPDATE DRAWING FORMAT



NO.	DESCRIPTION	MATERIAL	FINISH	QTY	UNLESS OTHERWISE SPECIFIED DIMENSIONS ARE IN MILLIMETERS. DIMENSIONS IN [] ARE IN INCHES AND FOR CUSTOMER REFERENCE ONLY. TOLERANCES FOR MILLIMETERS ARE:	APPROVALS	DATE	PART DESCRIPTION
8					0.5 - 8mm ± 0.20mm	APPROVALS DRAWN G.R.S. CHECKED ISSUED SHEET 1 OF 1	05/14/03	Amphenol Connex SMA SEMI-RIGID PLUG (FOR .085", .086" CABLE)
7				8 - 30mm ± 0.40mm				
6				30 - 120mm ± 0.50mm				
5					UNLESS OTHERWISE SPECIFIED DIMENSIONS ARE IN MILLIMETERS. DIMENSIONS IN [] ARE IN INCHES AND FOR CUSTOMER REFERENCE ONLY. TOLERANCES FOR MILLIMETERS ARE:			
4	GASKET	SILICONE	RED	1	0.5 - 8mm ± 0.20mm			
3	CONTACT PIN	BRASS	GOLD	1	8 - 30mm ± 0.40mm			
2	INSULATOR	TEFLON	NATURAL	1	30 - 120mm ± 0.50mm			
1	BODY	BRASS	GOLD	1	UNLESS OTHERWISE SPECIFIED DIMENSIONS ARE IN MILLIMETERS. DIMENSIONS IN [] ARE IN INCHES AND FOR CUSTOMER REFERENCE ONLY. TOLERANCES FOR MILLIMETERS ARE:			
	DESCRIPTION	MATERIAL	FINISH	QTY	0.5 - 8mm ± 0.20mm 8 - 30mm ± 0.40mm 30 - 120mm ± 0.50mm			
					UNLESS OTHERWISE SPECIFIED DIMENSIONS ARE IN MILLIMETERS. DIMENSIONS IN [] ARE IN INCHES AND FOR CUSTOMER REFERENCE ONLY. TOLERANCES FOR MILLIMETERS ARE: .020 - .315 = ± 0.007" .315 - 1.180 = ± 0.015" 1.180 - 4.724 = ± 0.020"			
					DO NOT SCALE DRAWING			
						CAD FILE C:/132/132101.DWG		
						DWG. NO. 132101.DWG		
						REV. NC		
						SIZE A		
						SCALE NA		