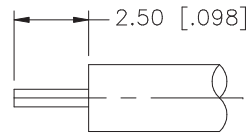
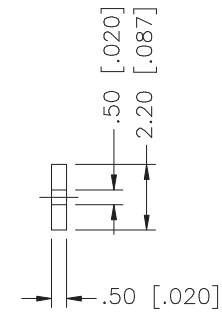
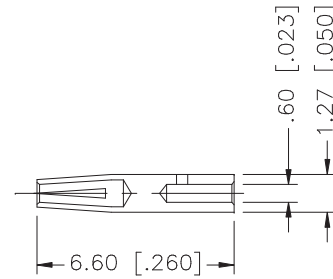
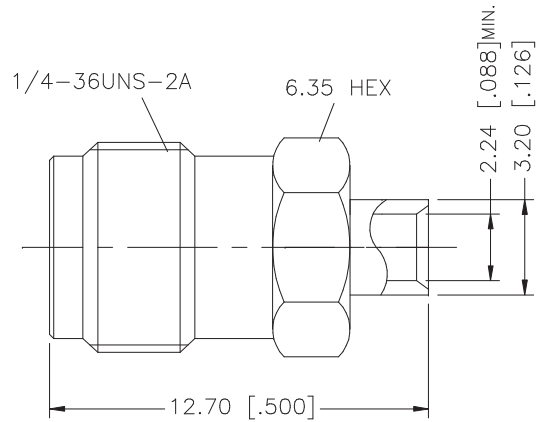


REV.	DATE	DESCRIPTION
NC	04/31/03	INITIAL RELEASE
A	10/27/05	MODIFY - INSULATOR NOW INTERNAL



RECOMMENDED CABLE STRIPPING DIMS.



NOTE:  
1. CONTACT PIN TO SOLDER

REV.	DATE	DESCRIPTION	APPROVALS	DATE	Amphenol Connex															
8					<b>SMA DIRECT SOLDER JACK (FOR .085", .086" CABLE)</b>															
7				PART NO. 132103																
6				DWG. NO. 132103.DWG																
5																				
4	INSULATOR	TEFLON	NATURAL	1																
3	CONTACT PIN	BER. COPPER	GOLD	1																
2	INSULATOR	TEFLON	NATURAL	1																
1	BODY	BRASS	GOLD	1																
<small>UNLESS OTHERWISE SPECIFIED DIMENSIONS ARE IN MILLIMETERS. DIMENSIONS IN [ ] ARE IN INCHES AND FOR CUSTOMER REFERENCE ONLY.</small> <small>UNLESS OTHERWISE SPECIFIED TOLERANCES FOR MILLIMETERS ARE:  0.5 - 8mm ± 0.20mm  8 - 30mm ± 0.40mm  30 - 120mm ± 0.50mm</small> <small>UNLESS OTHERWISE SPECIFIED TOLERANCES FOR INCHES ARE:  .020 - .315 = ± 0.007"  .315 - 1.180 = ± 0.015"  1.180 - 4.724 = ± 0.020"</small>					APPROVALS DRAWN G.R.S. CHECKED ISSUED SHEET 1 OF 1		DATE 10/27/05		DWG. NO. 132103.DWG REV. A SIZE A SCALE NA											
DO NOT SCALE DRAWING					C:/132/132103.DWG															