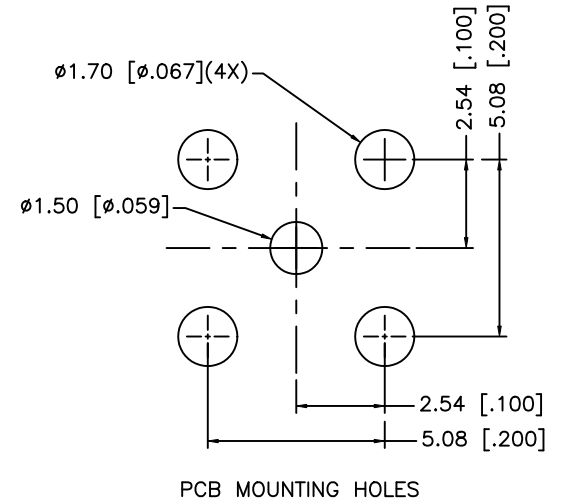
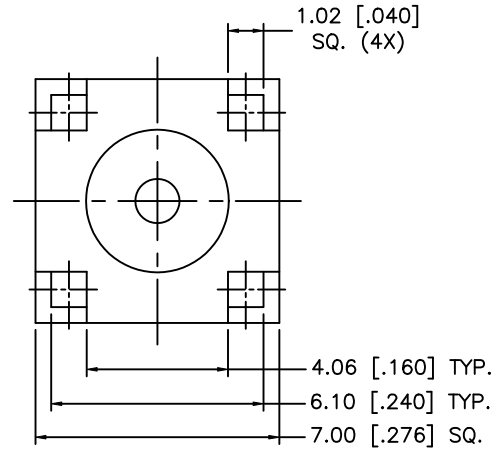
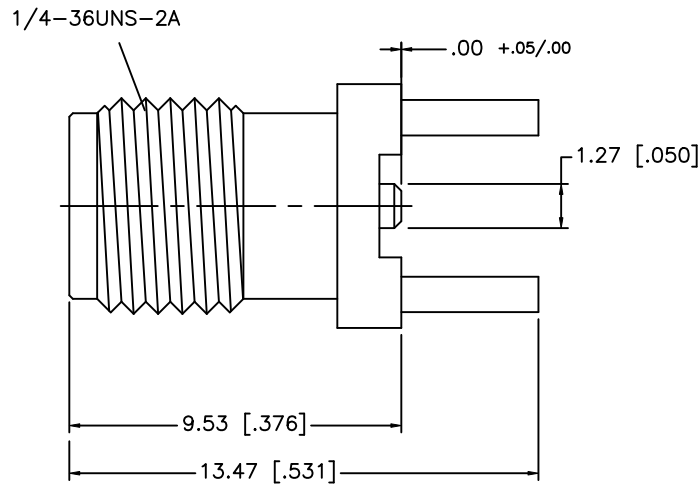


REV.	DATE	ECR NO.	DESCRIPTION
NC	04/06/06	-	INITIAL RELEASE
A	11/14/06	-	REVISE CONTACT DIMENSION TO .0 ~ .30
B	01/17/07	-	REVISE CONTACT DIMENSION TO .00
C	09/15/08	-	REVISE OUTER BODY SHAPE



DESCRIPTION	MATERIAL	FINISH	QTY
8			
7			
6			
5	RING	BRASS	GOLD 1
4	INSULATOR	PTFE	NATURAL 1
3	CONTACT PIN	BER. COPPER	GOLD 1
2	INSULATOR	PTFE	NATURAL 1
1	BODY	BRASS	GOLD 1

UNLESS OTHERWISE SPECIFIED DIMENSIONS ARE IN MILLIMETERS. DIMENSIONS IN [] ARE IN INCHES AND FOR CUSTOMER REFERENCE ONLY.

UNLESS OTHERWISE SPECIFIED TOLERANCES FOR MILLIMETERS ARE:
0.5 - 8mm ± 0.20mm
8 - 30mm ± 0.40mm
30 - 120mm ± 0.50mm

UNLESS OTHERWISE SPECIFIED TOLERANCES FOR INCHES ARE:
.020 - .315 = ± 0.007"
.315 - 1.180 = ± 0.015"
1.180 - 4.724 = ± 0.020"

DO NOT SCALE DRAWING

APPROVALS	DATE
DRAWN GRS	09/15/08
CHECKED	
ISSUED	
SHEET 1 OF 1	
CAD FILE C:/132/132134-15.DWG	

Amphenol Connex

PART DESCRIPTION
SMA P.C.B. - SURFACE MOUNT CENTER CONTACT (EXTENDED LEGS)

PART NO. **132134-15**

DWG. NO. 132134-15.DWG REV. C SIZE A SCALE NA