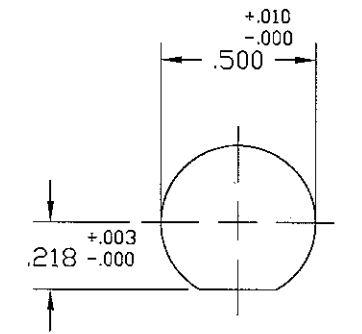
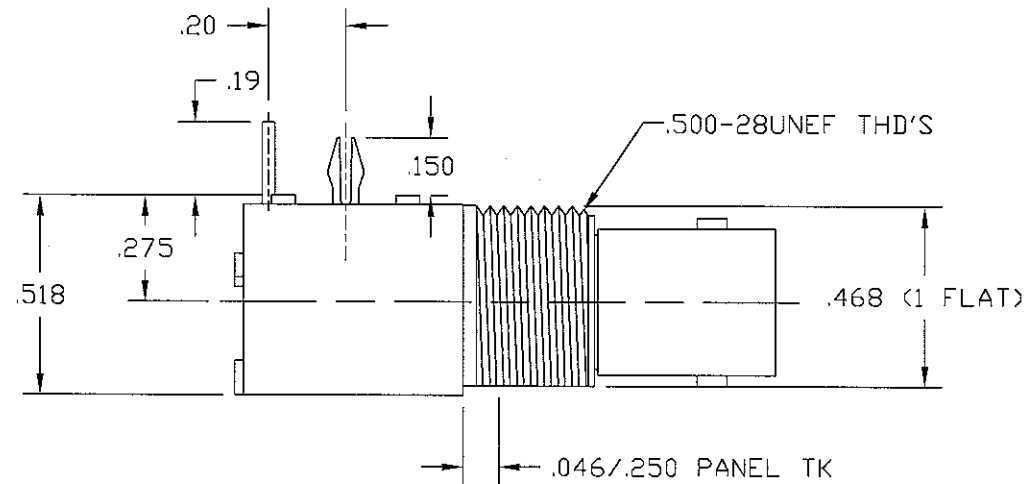
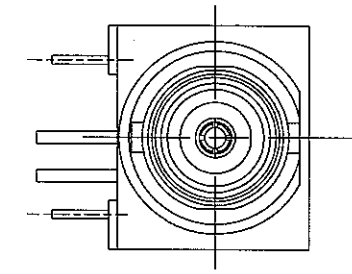
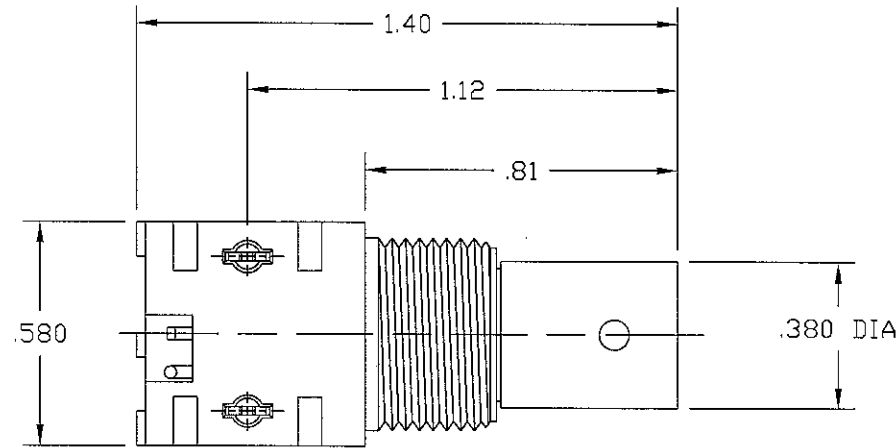
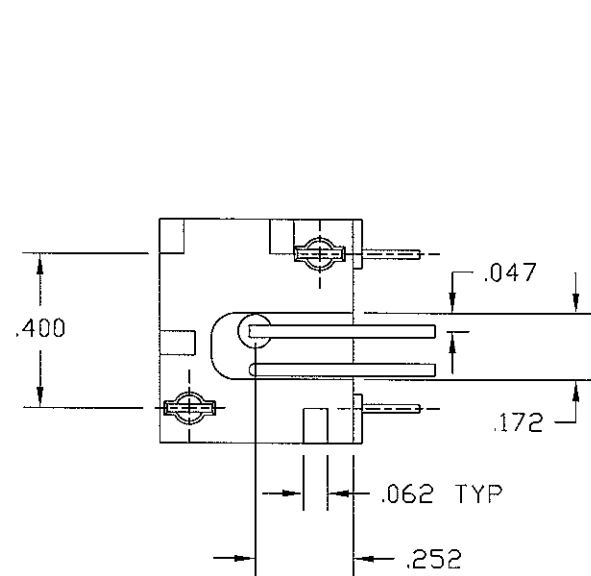


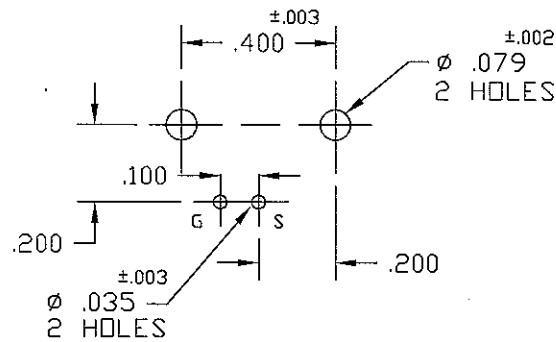
NOTES:

- MATERIAL: OUTER INSULATOR CASING - WHITE VALOX
INSULATOR - WHITE NDYRL
CENTER CONTACT - GOLD PLATED PHOSPHOR BRONZE
BODY - NICKEL PLATED ZINC CASTING
MOUNTING LEGS - TIN PLATED
TERMINALS - TIN PLATED COPPER WIRE
- SEPARATELY SUPPLIED MOUNTING HARDWARE MUST BE TIGHTENED TO 10 IN LBS MIN, 15 IN LBS MAX WHEN ASSEMBLING TO PANEL.

31-5486-1010		REVISIONS			
DRAWING NO.	REV	DESCRIPTION	DATE	ECO	APPR
THIRD ANGLE PROJ.	A	OFFICIAL ENG. RELEASE TO MFG.	1/20/93	39301	JM/RV
	B	SEE SHEET 1 FOR REVISIONS	11/27/96	41683	CPM/
	C	SEE SHEET 1 FOR REVISIONS	2/3/05	45255	CPM/



MTG. HOLE DIM'S



PC HOLE MTG

CUSTOMER OUTLINE DRAWING

UNLESS OTHERWISE SPECIFIED, DIMENSIONS ARE IN INCHES AND TOLERANCES ARE:
2 PLACE DECIMAL 3 PLACE DECIMAL ANGLES
±.015 (0,381 mm) ±.005 (0,127 mm) ± 1°

NOTICE - These drawings, specifications, or other data (1) are, and remain the property of Amphenol Corp. (2) must be returned upon request; and (3) are confidential and not to be disclosed to any person other than those to whom they are given by Amphenol Corp. The furnishing of these drawings, specifications, or other data by Amphenol Corp., or to any other person to anyone for any purpose is not to be regarded by implication or otherwise in any manner licensing, granting rights or permitting such holder or any other person to manufacture, use or sell any product, process or design, patented or otherwise, that may in any way be related to or disclosed by said drawings, specifications, or other data.

MATERIAL	DRAWN J. MULVEY	DATE 8-24-92	TITLE BNC JACK RT/ANGLE MOUNT PCB RECEPTACLE LOW PROFILE (WHITE)	Amphenol Amphenol Corporation RF/Microwave Operations Danbury, Conn. U.S.A. 06810
REFERENCE EAR 962338-2	ENGINEER R. VACCARO	DATE 1-20-93	SCALE: 2:1	
	APPROVED J. MULVEY	DATE 8-24-92	DRAWING NO. 31-5486-1010	SHEET 2 OF 2
	CAD FILE H:\DEPT611\BNC\031\ASSY\5486\1010SH2.DWG	CODE ID 74868	DWG SIZE B	ISSUE C