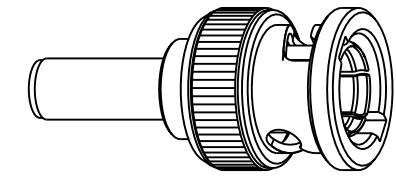


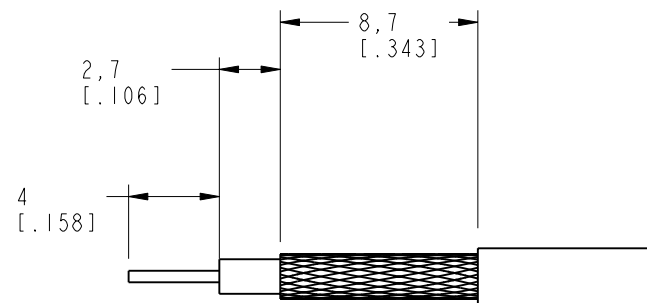
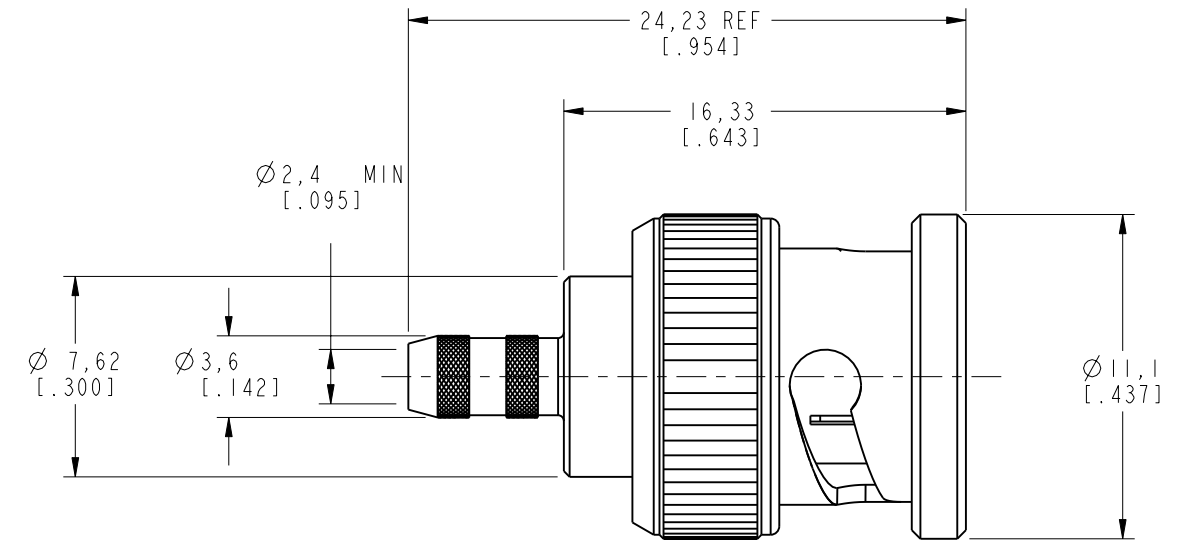
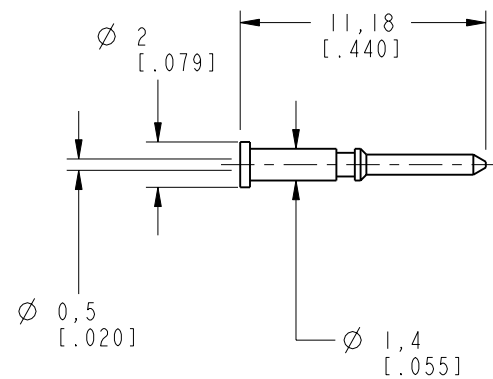
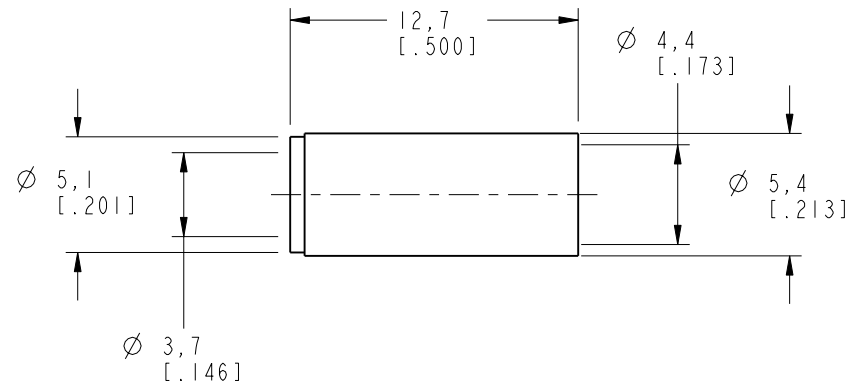
31-70251		REVISIONS			
DRAWING NO.	REV	DESCRIPTION	DATE	ECO	APPR
THIRD ANGLE PROJ.	A	RELEASE TO MFG.	8/22/01	43838	CPM
	B	CHANGE STRIP DIM'S	12/19/01	43925	CPM
	C	SEE SHEET 1	10/15/04	45195	CPM

NOTES:

- MATERIALS OF CONSTRUCTION:
 SHELL, BODY, BARREL, FERRULE & RETAINER RING = BRASS (ASTM-B16 H02, C36000), NICKEL PLATED (.000100 MIN THICK) OVER COPPER STRIKE
 CONTACT PIN = BRASS (ASTM-B16 H02, C36000), GOLD PLATED (.000030 MIN THICK) OVER NICKEL PLATED (.000100 MIN THICK)
 WASHER = BRASS (QQ-B-613), NICKEL PLATED (.000100 MIN THICK) OVER COPPER STRIKE
 SPRING = BeCU, NATURAL
 INSULATOR = PTFE PER ASTM D 1710 OR EQUIV.
 GASKET = SILICONE RUBBER, COLOR RED
- CRIMPED FERRULE = HEX CRIMP SIZE .178



SCALE 1.500



RECOMMENDED CABLE
STRIPPING DIM'S.
SCALE 3.000

CUSTOMER OUTLINE DRAWING
ALL OTHER SHEETS ARE FOR INTERNAL USE ONLY

UNLESS OTHERWISE SPECIFIED, DIMENSIONS ARE IN MM (INCHES) AND TOLERANCES ARE: 0.5 - 6mm ±0.2mm 6 - 30mm ±0.4mm 30 - 120mm ±0.6mm	MATERIAL	DRAWN C. McGRATH	DATE 8/16/01	TITLE MINI BNC CRIMP PLUG (FOR 735A CABLE)	Amphenol Amphenol Corporation Communication and Network Products Division Danbury, CT U.S.A. 06810	
	REFERENCE EAR 364 GEN# ASSYM3_BNC75	ENGINEER O. BARTHELMES	DATE 8/16/01	APPROVED O. BARTHELMES		DATE 8/22/01
NOTICE - These drawings, specifications, or other data (1) are, and remain the property of Amphenol Corp. (2) must be returned upon request; and (3) are confidential and not to be disclosed to any person other than those to whom they are given by Amphenol Corp. The furnishing of these drawings, specifications, or other data by Amphenol Corp., or to any other person to anyone for any purpose is not to be regarded by implication or otherwise in any manner licensing, granting rights or permitting such holder or any other person to manufacture, use or sell any product, process or design, patented or otherwise, that may in any way be related to or disclosed by said drawings, specifications, or other data.		CAD FILE I:\BNC75\31-70251	CODE ID 74868	DWG SIZE B	DRAWING NO. 31-70251	REV C
				SCALE: 3.0:1	SHEET 2 OF 2	