

NOTES:

1. ELECTRICAL:

- A: IMPEDENCE: 50Ω, NOMINAL
- B: FREQUENCY RANGE: 0-6GHz (VSWR 1.3 MAX.)
- C: OPERATING VOLTAGE: 500 VRMS
- D: CONTACT RESISTANCE: CENTER CONTACT= 20 mΩ MAX.
OUTER CONTACT= 10mΩ MAX.
- E. DIELECTRIC WITHSTANDING VOLTAGE: 300VAC FOR 1 MINUTE,
CURRENT LEAKAGE 2mA MAX.
- F. INSULATION RESISTANCE: 500 MEGOHMS MIN.

2. PHYSICAL:

- A. TEMPERATURE RANGE: -40°C TO +90°C
- B. AMC INTERFACE IS FULLY COMPATIBLE WITH "U.FL" SERIES PRODUCT.
- C. SUITABLE FOR SOLDER REFLOW PROCESS.

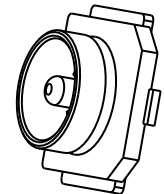
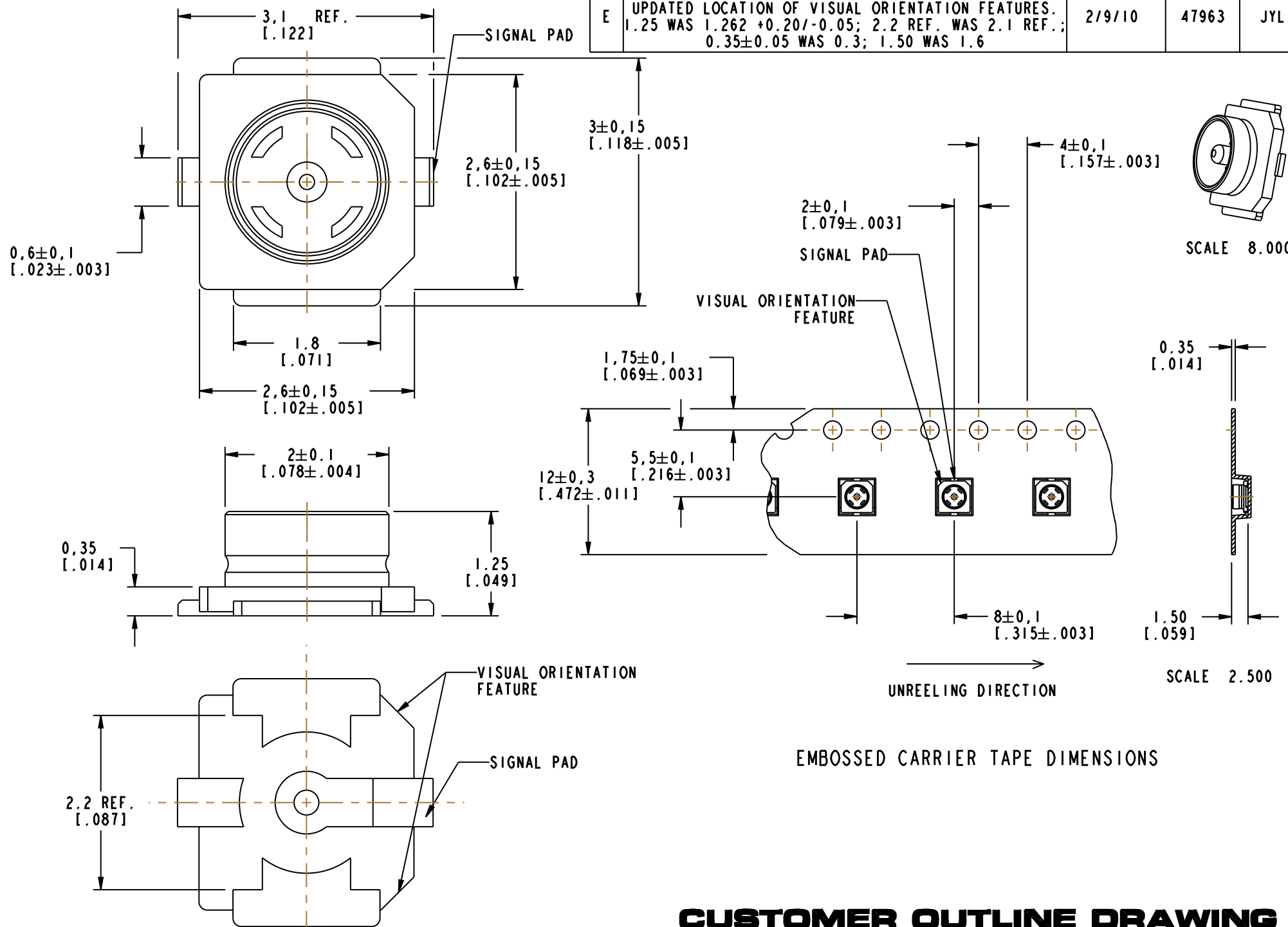
3. MATERIALS AND FINISHES:

- HOUSING: LCP (UL94V-0)
- CENTER CONTACT: BRASS, GOLD PLATE
- GROUND CONTACT: PHOSPHOR BRONZE, SILVER PLATE

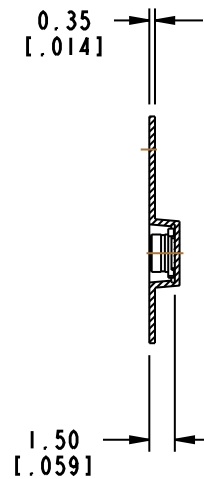
4. PACKAGING:

- TAPE AND REEL PACKAGING.
- QTY : 2500 PCS.

A-1JB		REVISIONS			
DRAWING NO.	REV	DESCRIPTION	DATE	ECO	APPR
THIRD ANGLE PROJ.	A	RELEASE TO MFG.	5/7/04	44924	HP
	D	PACKAGING NOTES UPDATED	10/7/08	47297	AAP
	E	ADDED ONE MORE VISUAL ORIENTATION FEATURE; UPDATED LOCATION OF VISUAL ORIENTATION FEATURES. 1.25 WAS 1.262 +0.20/-0.05; 2.2 REF. WAS 2.1 REF.; 0.35±0.05 WAS 0.3; 1.50 WAS 1.6	2/9/10	47963	JYL



SCALE 8.000



SCALE 2.500

CUSTOMER OUTLINE DRAWING
ALL OTHER SHEETS ARE FOR INTERNAL USE ONLY

UNLESS OTHERWISE SPECIFIED, DIMENSIONS ARE IN MM (INCHES) AND TOLERANCES ARE: 0.5 - 6mm ±0.2mm 6 - 30mm ±0.4mm 30 - 120mm ±0.6mm	MATERIAL	DRAWN G. ANTONINI	DATE 15-Apr-04	TITLE AMC PCB JACK SURFACE MOUNT TAPE & REEL		Amphenol Amphenol Corporation Communication and Network Products Division Danbury, CT U.S.A. 06810	
	REFERENCE EAR# 966	ENGINEER G. ANTONINI	DATE 15-Apr-04				
NOTICE - These drawings, specifications, or other data (1) are, and remain the property of Amphenol Corp. (2) must be returned upon request; and (3) are confidential and not to be disclosed to any person other than those to whom they are given by Amphenol Corp. The furnishing of these drawings, specifications, or other data by Amphenol Corp., or to any other person to anyone for any purpose is not to be regarded by implication or otherwise in any manner licensing, granting rights or permitting such holder or any other person to manufacture, use or sell any product, process or design, patented or otherwise, that may in any way be related to or disclosed by said drawings, specifications, or other data.		APPROVED O. BARTHELMS	DATE 5/7/04	CODE ID 74868	DWG SIZE B	DRAWING NO. A-1JB	REV E
							SCALE: 17.0:1 SHEET 1 OF 1