
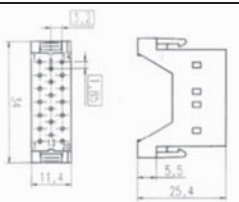

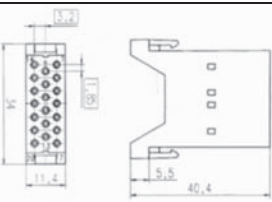


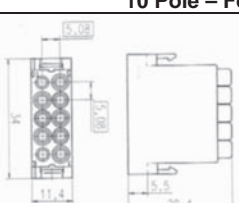

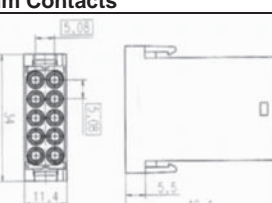


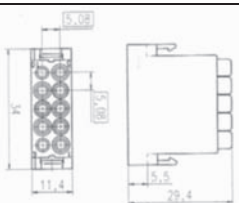

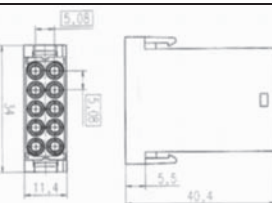


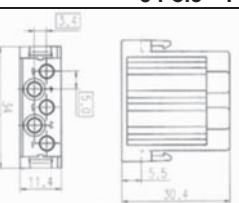

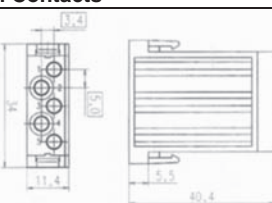



Amphenol

Rectangular Interconnects

C146M Heavy Duty Industrial Modules

A complete Connector includes Housing (Base & Hood) pg K-5/K-6; Frame pg K-9; Module & Contacts *This Page & K-11*

Mating Halves					
Pin Modules			Socket Modules		
20 Pole – For Stamped 1.0 mm Contacts					
					
Part Number	C146 10A020 000 8		Part Number	C146 10B020 000 8	
Contacts and terminating solutions for above Modules					
<i>For Crimping Tool requirements consult Representative</i>			<i>For Crimping Tool requirements consult Representative</i>		
Part Number: Pin Contacts	AWG (mm²)		Part Number: Socket Contacts	AWG (mm²)	
17RR D2M 11 100	28 – 24 (0.09 – 0.25)		17RR D2F 11 100	28 – 24 (0.09 – 0.25)	
17RR D1M 11 100	24 – 20 (0.25 – 0.5)		17RR D1F 11 100	24 – 20 (0.25 – 0.5)	
10 Pole – For Stamped 1.6 mm Contacts					
					
Part Number	C146 10A010 000 8		Part Number	C146 10B010 000 8	
Contacts and terminating solutions for above Modules					
<i>For Crimping Tool requirements consult Representative</i>			<i>For Crimping Tool requirements consult Representative</i>		
Part Number: Pin Contacts	AWG (mm²)		Part Number: Socket Contacts	AWG (mm²)	
VN01 016 0003 (1)	26 – 20 (0.14 – 0.5)		VN02 016 0003 (1)	26 – 20 (0.14 – 0.5)	
VN01 016 0002 (1)	20 – 16 (0.5 – 1.5)		VN02 016 0002 (1)	20 – 16 (0.5 – 1.5)	
VN01 016 0005 (1)	16 – 14 (1.5 – 2.5)		VN02 016 0005 (1)	16 – 14 (1.5 – 2.5)	
10 Pole – For Turned 1.6 mm Contacts					
					
Part Number	C146 10A010 500 8		Part Number	C146 10B010 500 8	
Contacts and terminating solutions for above Modules					
<i>For Crimping Tool requirements consult Representative</i>			<i>For Crimping Tool requirements consult Representative</i>		
Part Number: Pin Contacts	AWG (mm²)		Part Number: Socket Contacts	AWG (mm²)	
VN01 016 0024 (1)C	26 – 22 (0.14 – 0.37)		VN02 016 0024 (1)C	26 – 22 (0.14 – 0.37)	
VN01 016 0025 (1)C	20 (0.5)		VN02 016 0025 (1)C	20 (0.5)	
VN01 016 0026 (1)C	20 – 16 (0.75 – 1.0)		VN02 016 0026 (1)C	20 – 16 (0.75 – 1.0)	
VN01 016 0027 (1)C	16 – 15 (1.5)		VN02 016 0027 (1)C	16 – 15 (1.5)	
VN01 016 0028 (1)C	14 (2.5)		VN02 016 0028 (1)C	14 (2.5)	
VN01 016 0040 8X	1.0 mm Fibre Optic		VN02 016 0040 8X	1.0 mm Fibre Optic	
5 Pole – For Turned 2.5 mm Contacts					
					
Part Number	C146 10A005 500 8	Standard	Part Number	C146 10B005 500 8	Standard
	C146 A05 001 E8	400V Black		C146 B05 001 E8	400V Black
Contacts and terminating solutions for above Modules					
<i>For Crimping Tool requirements consult Representative</i>			<i>For Crimping Tool requirements consult Representative</i>		
Part Number: Pin Contacts	AWG (mm²)		Part Number: Socket Contacts	AWG (mm²)	
VN01 025 0029 (1)C	20 (0.5)		VN02 025 0029 (1)C	20 (0.5)	
VN01 025 0030 (1)C	18 (0.75 – 1.0)		VN02 025 0030 (1)C	18 (0.75 – 1.0)	
VN01 025 0031 (1)C	16 (1.5)		VN02 025 0031 (1)C	16 (1.5)	
VN01 025 0032 (1)C	14 (2.5)		VN02 025 0032 (1)C	14 (2.5)	
VN01 025 0033 (1)C	12 (4.0)		VN02 025 0033 (1)C	12 (4.0)	

C146M Heavy Duty Industrial Modular Frames

Contacts & Electrical Rating

Rated Voltage - 63V/1000 V
 Rated Current - 5A/70A
 Contacts - 3 - 280
 Types of Contacts - Power

- Signal
 - Co-axial
 - Fibre-Optic

Termination Method - Crimp / Solder

Wire Gauge

Crimp - 0.5 – 4 mm²

Mechanical

Mating Cycles - + 500 Cycles

Materials

Frames

Insert - Polycarbonate
 Colour - Grey

Modules

Inserts - PC or PA 6.6 GF
 Colour - Grey or Black

Stamped Crimp Contacts

Male Contact - Silver over Brass
 Female Contact - Tin Bronze / Silver

Turned Crimp Contacts

Male Contact - Silver over Brass
 Female Contact - Silver over Brass

Materials Continued

Co-axial Contacts

Male Contact - Silver over Brass
 Female Contact - Silver over Brass

* Gold Plated Contacts Available on Request


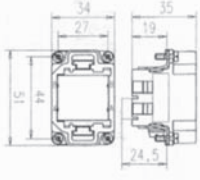
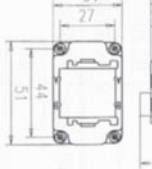
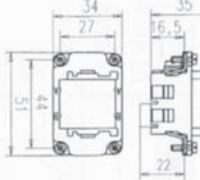




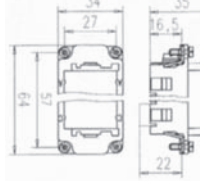


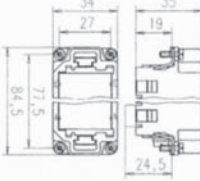
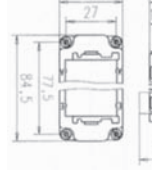
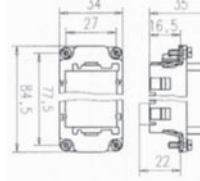











Fibre Optic Contacts

Male Contact
 Female Contact

Climatic

Temp Range - -40°C / +125°C
 Lower Temp - -40°C / 16 h
 Upper Temp - +125°C / 1000 h

A complete Connector includes Housing (Base & Hood) pg K-5/K-6; Frame (This Page); Module & Contacts pg K-10/K-11

Mating Halves					
Frame for Pin Modules			Frame for Socket Modules		
Frames for 2 Modules					
					
Part Number	C146 10P006 000 8	1 Permanent Earth	Part Number	C146 10S006 000 8	1 Permanent Earth
	C146 10P006 060 8	2 Permanent Earth		C146 10S006 060 8	2 Permanent Earth
Frames for 3 Modules					
					
Part Number	C146 10P010 000 8	1 Permanent Earth	Part Number	C146 10S010 000 8	1 Permanent Earth
	C146 10P010 060 8	2 Permanent Earth		C146 10S010 060 8	2 Permanent Earth
Frames for 5 Modules					
					
Part Number	C146 10P016 000 8	1 Permanent Earth	Part Number	C146 10S016 000 8	1 Permanent Earth
	C146 10P016 060 8	2 Permanent Earth		C146 10S016 060 8	2 Permanent Earth
Frames for 7 Modules					
					
Part Number	C146 10P024 000 8	1 Permanent Earth	Part Number	C146 10S024 000 8	1 Permanent Earth
	C146 10P024 060 8	2 Permanent Earth		C146 10S024 060 8	2 Permanent Earth
Frames for 14 Modules (2x7 Modules)					
					
Part Number	C146 10P024 000 8	1 Permanent Earth	Part Number	C146 10S024 000 8	1 Permanent Earth
	C146 10P024 060 8	2 Permanent Earth		C146 10S024 060 8	2 Permanent Earth

Amphenol

Rectangular Interconnects

C146E Heavy Duty Industrial Screw Terminal Connector Inserts

Contacts & Electrical Rating

No of Contacts	- Electrical Rating
6 + PE	- 22 A @ 400 V
10 + PE	- 19 A @ 400 V
16 + PE	- 19 A @ 400 V
24 + PE	- 18 A @ 400 V
48 + PE	- 18 A @ 400 V
Termination Method- Screw or Crimp	

Wire Gauge

Screw	- 0.25 – 2.5 mm ²
Crimp	- 0.5 – 4 mm ²

Materials

Insert	- Polycarbonate
Colour	- Grey
Screw Terminal	
Contacts	- Brass
Contact Plating	- Silver
Stamped Crimp Contacts	
Male Contact	- Brass
Female Contact	- Tin Bronze
Contact Plating	- Silver

Materials Contd.

Turned Crimp Contacts	
Male Contact	- Brass
Female Contact	- Brass
Contact Plating	- Silver
Climatic	
Temp Range	- -40°C / +125°C
Lower Temp	- -40°C / 16 h
Upper Temp	- +125°C / 1000 h
Mechanical	
Mating Cycles	- + 500 Cycles


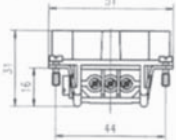

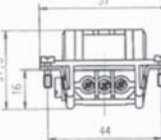
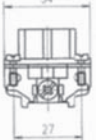

A Complete Connector includes Housing (Base & Hood) pg K-5/K-6 and Insert on *This Page*

Mating Halves


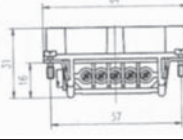
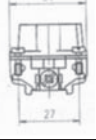
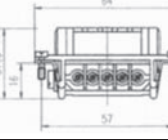
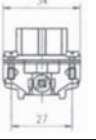

Male Insert

Female Insert


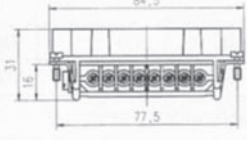

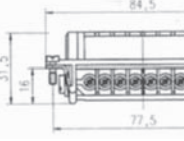
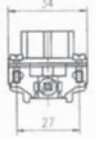

6 + PE

					
Part Number	C146 10A006 102 1		Part Number	C146 10B006 102 1	


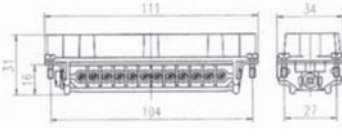
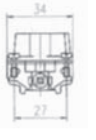
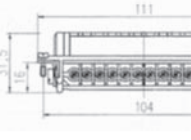
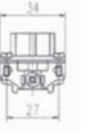

10 + PE

					
Part Number	C146 10A010 102 1		Part Number	C146 10B010 102 1	


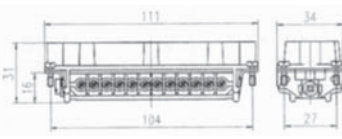

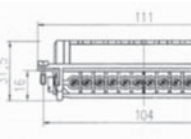


16 + PE

					
Part Number	C146 10A016 102 1		Part Number	C146 10B016 102 1	

24 + PE

					
Part Number	C146 10A024 102 1		Part Number	C146 10B024 102 1	

48 + PE (2x24 + PE) Both part numbers mentioned must be ordered

					
Part Number	C146 10A024 102 1	Marked 1-24	Part Number	C146 10B024 102 1	Marked 1-24
	C146 10A024 104 1	Marker 25-48		C146 10B024 104 1	Marker 25-48

Amphenol

Rectangular Interconnects

C146A Heavy Duty Industrial Screw Terminal Connector Inserts

Contacts & Electrical Rating

No of Contacts	- Electrical Rating
3/4 + PE	- 18 A @ 400 V
10 + PE	- 16 A @ 250 V
16 + PE	- 14 A @ 250 V
32 + PE	- 14 A @ 250 V

Termination

Termination Method-	Screw
Wire Gauge	- 0.25 – 2.5 mm ²

Materials

Insert

3/4 + PE	- PA
10 + PE	- PPO
16 + PE	- PPO
32 + PE	- PPO
Colour	- Grey

Screw Terminal

Contacts	- Brass
Contact Plating	- Silver

Climatic

Temp Range	- -40°C / +100°C
Lower Temp	- -40°C / 16 h
Upper Temp	- +100°C / 1000 h

Mechanical

Mating Cycles	- + 500 Cycles
---------------	----------------


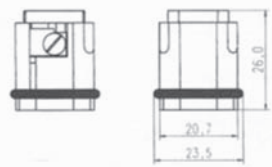
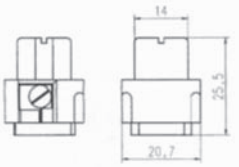

A Complete Connector includes Housing (Base & Hood) pg K-5/K-6 and Insert on *This Page*

Mating Halves


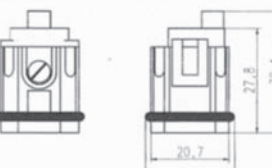
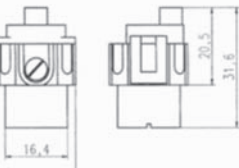

Male Insert

Female Insert


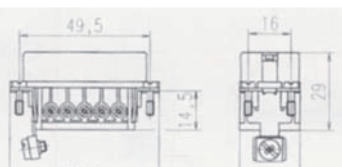
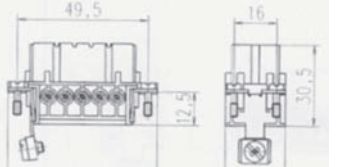

3 + PE

			
Part Number	C146 10A003 002 4	Part Number	C146 10B003 002 4


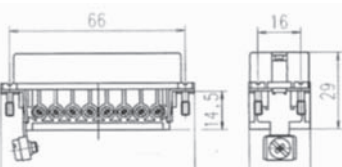
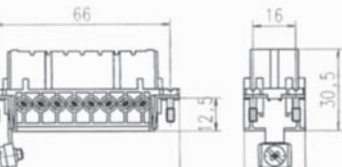

4 + PE

			
Part Number	C146 10A004 002 4	Part Number	C146 10B004 002 2


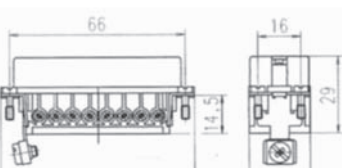
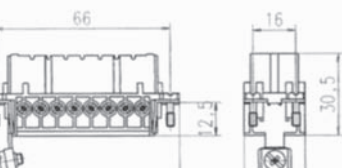

10 + PE

			
Part Number	C146 10A010 102 4	Part Number	C146 10B010 102 4

16 + PE

			
Part Number	C146 10A016 102 4	Part Number	C146 10B016 102 4

32 + PE (2x16 + PE) *Both part numbers mentioned must be ordered*





					
Part Number	C146 10A016 102 4 C146 10A016 104 4	Marked 1-16 Marker 17-32	Part Number	C146 10B016 102 4 C146 10B016 104 4	Marked 1-16 Marker 17-32

ATE

Amphenol

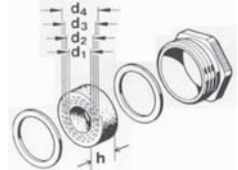
Rectangular Interconnects

C146 Heavy Duty Industrial Connectors – Hoods

Series (no. of contacts) <i>Note: Make sure to match series with matching series of Connector Inserts, pages K-7 & K-8 and Frames, page K-9</i> <i>Mating Half of Housing on page K-5</i>	Housings with 2 Locking-levers		Housings with 1 Locking-lever		PG
	PG Top Entry	PG Side Entry	PG Top Entry	PG Side Entry	
					
	Part Number				
C146A (3/4)			C146 10G003 600 4	C146 10G003 500 4	11
C146A (10)			C146 10G010 600 4	C146 10G010 501 4	13,5
			C146 10G010 601 4	C146 10G010 500 4	16
			C146 10G015 601 2	C146 10G015 501 2	16
			C146 10G015 600 2	C146 10G015 500 2	21
C146A (16)			C146 10G016 600 4	C146 10G016 500 4	16
			C146 10G025 601 2	C146 10G025 501 2	16
			C146 10G025 600 2	C146 10G025 500 2	21
C146A (32)	C146 10G032 600 4	C146 10G032 500 4			21
	C146 10G032 601 4	C146 10G032 501 4			29
C146E (6) C146M – 2 Module			C146 10G006 600 1	C146 10G006 500 1	13,5
			C146 10G006 601 1	C146 10G006 501 1	16
			C146 10G006 606 8	C146 10G006 506 8	21
			C146 10G006 607 8	C146 10G006 507 8	29
C146E (10) C146M – 3 Module	C146 10G010 600 1	C146 10G010 500 1	C146 10G010 606 1	C146 10G010 506 1	16
	C146 10G010 601 1	C146 10G010 501 1	C146 10G010 607 1	C146 10G010 507 1	21
	C146 10G010 600 8	C146 10G010 500 8	C146 10G010 606 8	C146 10G010 506 8	21
	C146 10G010 601 8	C146 10G010 501 8	C146 10G010 607 8	C146 10G010 507 8	29
C146E (16) C146M – 5 Module	C146 10G016 600 1	C146 10G016 500 1	C146 10G016 606 1	C146 10G016 506 1	21
	C146 10G016 601 1	C146 10G016 501 1	C146 10G016 607 1	C146 10G016 507 1	29
	C146 10G016 600 8	C146 10G016 500 8	C146 10G016 606 8	C146 10G016 506 8	21
	C146 10G016 601 8	C146 10G016 501 8	C146 10G016 607 8	C146 10G016 507 8	29
C146E (24) C146M – 7 Module	C146 10G024 600 1	C146 10G024 500 1	C146 10G024 606 1	C146 10G024 506 1	21
	C146 10G024 601 1	C146 10G024 501 1	C146 10G024 607 1	C146 10G024 507 1	29
	C146 10G024 600 8	C146 10G024 500 8	C146 10G024 606 8	C146 10G024 506 8	21
	C146 10G024 601 8	C146 10G024 501 8	C146 10G024 607 8	C146 10G024 507 8	29
C146E (48) C146M – 14 Module			C146 10G048 606 1	C146 10G048 506 1	29
			C146 10G048 607 1	C146 10G048 507 1	36
			C146 10G048 608 1	C146 10G048 508 1	42

C146 Cable Glands

Part Number	Ø	d1	d2	d3	d4	h
VN16 110 0014	11	7	10	12.5	15	5
VN16 160 0014	16	8	10.5	13.5	22	7.5
VN16 210 0014	21	11	15	18	31	9
VN16 290 0014	29	19	23	27	35	10
VN16 360 0014	36	25	28	31	46	10
VN16 420 0014	42	35.5	39	42.5	46	13.5



C146 Additional Products

Series	Voltage	Current	Termination	Contact Ø	No. of Contacts
C146 D	250 V	10 – 16 A	Crimp	1.6 mm	7, 15, 25, 40, 50, 64, 128
C146 DD	250 V	8 – 9 A	Crimp	1.6 mm	24, 42, 72, 108
C146 E/D	Terminal Blocks - Specs Identical to C146 D & C146 E				C146D: 40 – 64 Contacts / C146E: 6 – 24 Contacts
C146 E FE/KO	400 V	10 A	Screw	0.25 – 2.5 mm	6, 10, 16, 24
	Iron / Constantan Thermocouple Contacts				
C146 HSE	400 V	42 A	Screw	6 mm	6
C146 HvE	660 V	16 – 22 A	Screw	0.25 – 2.5 mm	3, 6, 10, 16, 20, 26, 32
C146 S	125 – 660 V	10 – 70 A	Crimp / Screw / Solder	2.5 – 16 mm	4, 7, 57
C146 EMC	Conductive housing surface with high attenuation				


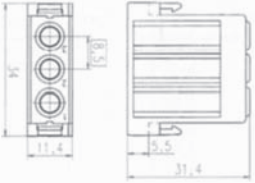
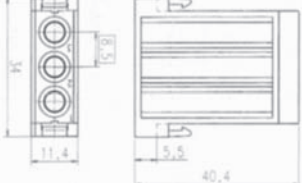


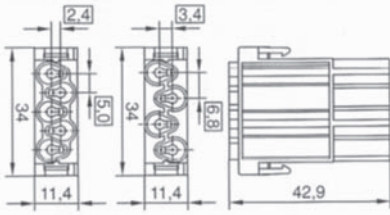
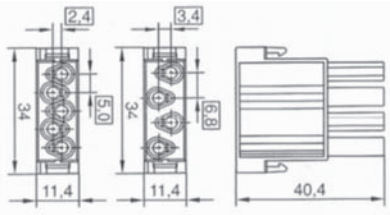


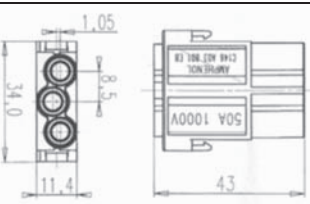
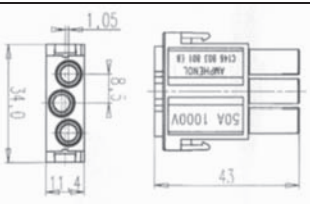


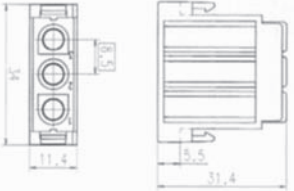
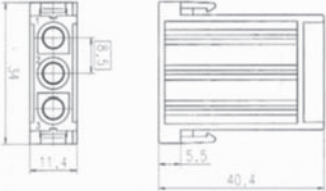

ATE

Amphenol

Rectangular Interconnects

C146M Heavy Duty Industrial Modules

A complete Connector includes Housing (Base & Hood) pg K-5/K-6; Frame pg K-9; Module & Contacts K-10 & This Page
Mating Halves

Pin Modules		Socket Modules	
3 Pole – For Turned 3.6mm Contacts			
			
Part Number	C146 10A003 500 8	Part Number	C146 10B003 500 8
Contacts and terminating solutions for above Modules		<i>For Crimping Tool requirements consult Representative</i>	
Part Number: Pin Contacts	AWG (mm²)	Part Number: Socket Contacts	AWG (mm²)
VN01 036 0004 (1)C	16 (1.5)	VN02 036 0004 (1)C	16 (1.5)
VN01 036 0005 (1)C	14 (2.5)	VN02 036 0005 (1)C	14 (2.5)
VN01 036 0001 (1)C	12 (4.0)	VN02 036 0001 (1)C	12 (4.0)
VN01 036 0002 (1)C	10 (6.0)	VN02 036 0002 (1)C	10 (6.0)
VN01 036 0003 (1)C	8 (10.0)	VN02 036 0003 (1)C	8 (10.0)
4 Pole, 4 Pole + PE & 5 Pole – For Stamped 2.5 mm Contacts			
			
Part Number	C146 C04 001 E8 4 Pole C146 D05 001 E8 4 Pole + PE C146 D05 801 E8 5 Pole	Part Number	C146 C04 001 E8 4 Pole C146 D05 001 E8 4 Pole + PE C146 D05 801 E8 5 Pole
Contacts and terminating solutions for above Modules		<i>For Crimping Tool requirements consult Representative</i>	
Part Number: Pin Contacts	AWG (mm²)	Part Number: Socket Contacts	AWG (mm²)
VN01 025 0001 (101)	20 – 16 (0.5 – 1.5)	VN02 025 0001 (101)	20 – 16 (0.5 – 1.5)
VN01 025 0010 (101)	16 – 14 (1.5 – 2.5)	VN02 025 0010 (101)	16 – 14 (1.5 – 2.5)
VN01 025 0043 (1)	12 (2.5 – 4.0)	VN02 025 0043 (1)	12 (2.5 – 4.0)
3 Pole – For Turned 3.6 mm Contacts			
			
Part Number	C146 A03 801 E8	Part Number	C146 B03 801 E8
Contacts and terminating solutions for above Modules		<i>For Crimping Tool requirements consult Representative</i>	
Part Number: Pin Contacts	AWG (mm²)	Part Number: Socket Contacts	AWG (mm²)
VN01 036 0004 (1)C	16 (2.5)	VN01 036 0004 (1)C	16 (2.5)
VN01 036 0005 (1)C	14 (4.0)	VN01 036 0005 (1)C	14 (4.0)
VN01 036 0001 (1)C	12 (4.0)	VN01 036 0001 (1)C	12 (4.0)
VN01 036 0002 (1)C	10 (6.0)	VN01 036 0002 (1)C	10 (6.0)
VN01 036 0003 (1)C	8 (10.0)	VN01 036 0003 (1)C	8 (10.0)
3 Pole Coax – For Coaxial Contacts			
			
Part Number	C146 A03 501 E8	Part Number	C146 B03 501 E8
Contacts and terminating solutions for above Modules		<i>For Crimping Tool requirements consult Representative</i>	
Part Number: Pin Contacts	RF cable	Part Number: Socket Contacts	RF cable
17 DM 537 401	RG174, RG179, RG316	17 DM 537 421	RG174, RG179, RG316
17 DM 537 405	RG58	17 DM 537 425	RG58