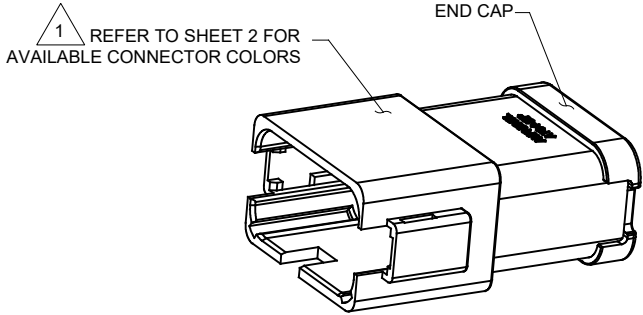
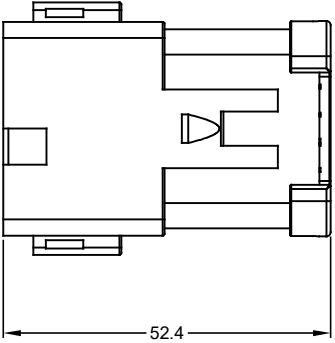
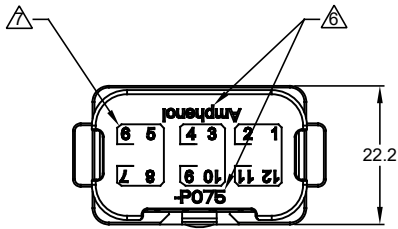
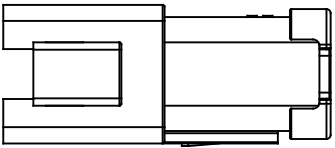
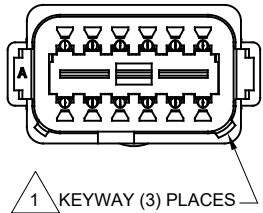
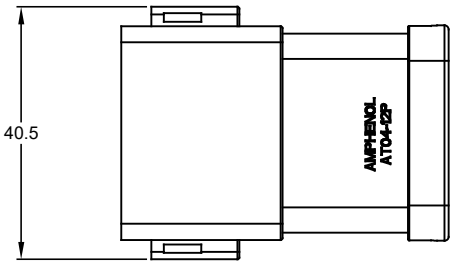


REVISIONS					
REV	ECO	DESCRIPTION	DATE	BY	APPR
A1	-	RELEASE NEW DRAWING	11APR18	ROOKIE	TOMMY



NOTES: UNLESS OTHERWISE SPECIFIED

1 SEE SHEET 2 FOR KEY ARRANGEMENTS AND COLORS.

2. MATERIAL:  
HOUSING: THERMOPLASTIC  
SEAL: SILICONE RUBBER  
CONTACT: COPPER ALLOY

3. MODIFICATIONS: 3 PIECES OF 4 PIN BUSBAR WITH NICKEL PLATED

4. SPECIFICATIONS:  
4.1 CURRENT RATING: 26 AMPS MAXIMUM FOR THE 4 PIN BUSBAR  
4.2 OPERATING TEMPERATURE: -55°C TO +125°C  
4.3 DIELECTRIC WITHSTANDING VOLTAGE: LESS THAN 2 MILLIAMPS CURRENT LEAKAGE @ 1500 VOLTS AC.  
4.4 INSULATION RESISTANCE: 1000 MEGOHM MIN @ 25°C.  
4.5 MOISTURE RESISTANCE: IP67 ( MATED CONDITION ).  
4.6 MATING CYCLE DURABILITY: 100 CYCLES  
4.7 RoHS COMPLIANT

5. MATING PART: AT06-12SX\* PLUG  
(X=A,B,C,D KEYS \* = AVAILABLE MODIFICATIONS )

6. ORIENTATION OF "Amphenol" AND "-P075" TO BE OPTIONAL

7. BORDERS SIGNIFY THAT EACH GROUP OF PINS (PINS 1,2,11,12 AND PINS 3,4,9,10 AND PINS 5,6,7,8) ARE BUSSED TOGETHER WITH A 4 PIN BUSBAR

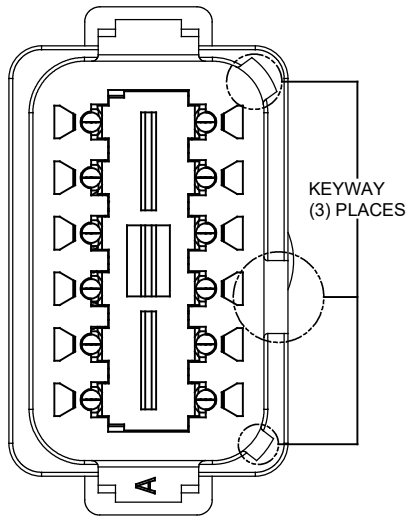
8. ALL DIMENSIONS ARE FOR REFERENCE USE ONLY.

SEE SHEET 2		DESCRIPTION		ITEM
QUANTITY	PART NUMBER	MATERIALS LIST		
UNLESS OTHERWISE SPECIFIED 1) All dimensions are in metric(mm). 2) Tolerances are as follows: 1 PL DEC ±0.30 Fractions ±1/64 2 PL DEC ±0.15 Angles ±1° 3) Note reference = 1		SIGNATURES		DATE
DRAWN: ROOKIE		11APR18		<p style="text-align: center;"><b>Amphenol</b></p> <p style="text-align: center;">Sine Systems - www.amphenol-sine.com 44724 Morley Drive Clinton Township, MI 48036</p> <p style="text-align: center;"><b>AT 12WAY RECEPTACLE (3)4 PIN BUSBAR-NICKEL PLATED</b></p>
CHECKED: ORION		11APR18		
ENGINEER:				
APPROVAL: TOMMY		11APR18		
MATERIAL SPECIFICATIONS:		CUSTOMER:		<p style="text-align: center;">AT04-12PX-P075</p>
PROCESS SPECIFICATIONS:		THIS DRAWING IS SUPPLIED FOR INFORMATION ONLY. DESIGN FEATURES, SPECIFICATIONS AND PERFORMANCE DATA SHOWN HEREON ARE THE PROPERTY OF THE AMPHENOL CORPORATION. NO RIGHTS OF REPRODUCTION ARE IMPLIED. ALL DIMENSIONS ARE SUBJECT TO NORMAL MANUFACTURING VARIATIONS.		<p>SCALE: NONE</p>
NEXT ASSY:		SIZE: B C-	TYPE: AT04-12PX-P075	REVISION: A1
				SHEET 1 OF 2

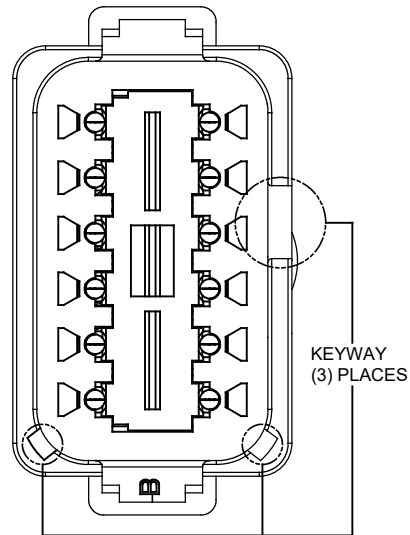
TITLE: AT 12WAY RECEPTACLE (3)4 PIN BUSBAR-NICKEL PLATED  
DWG NO: AT04-12PX-P075  
REV: A1  
SH: 1  
OF: 2

REVISIONS					
REV	ECO	DESCRIPTION	DATE	BY	APPR
A1	-	RELEASE NEW DRAWING	11APR18	ROOKIE	TOMMY

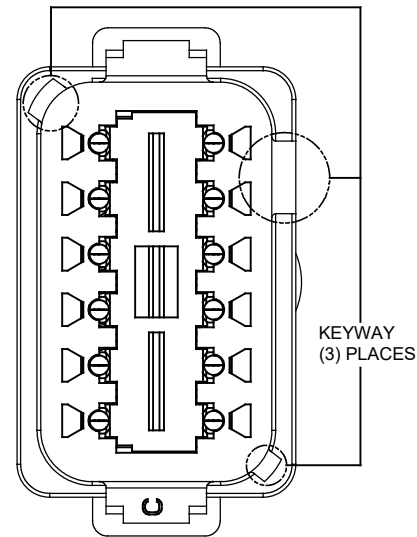
P/N AT04-12PA-P075  
KEY-A CONFIGURATION  
STANDARD COLOR: GREY



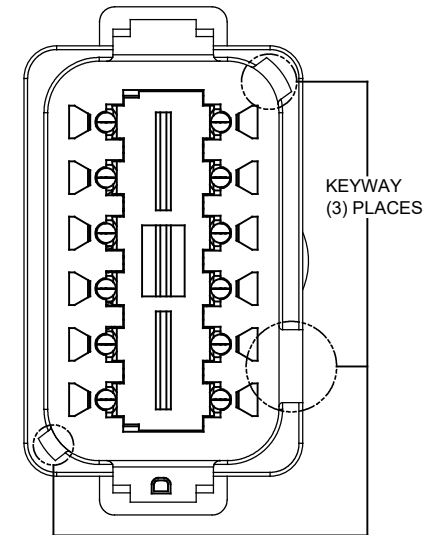
P/N AT04-12PB-P075  
KEY-B CONFIGURATION  
STANDARD COLOR: BLACK



P/N AT04-12PC-P075  
KEY-C CONFIGURATION  
STANDARD COLOR: GREEN



P/N AT04-12PD-P075  
KEY-D CONFIGURATION  
STANDARD COLOR: BROWN



TITLE: AT 12WAY RECEPTACLE (3)4 PIN BUSBAR-NICKEL PLATED  
DWG NO: AT04-12PX-P075  
REV: A1  
SH: 2  
OF: 2

QUANTITY	PART NUMBER	DESCRIPTION	ITEM												
<b>MATERIALS LIST</b>															
UNLESS OTHERWISE SPECIFIED: 1) All dimensions are in metric(mm). 2) Tolerances are as follows: 1 PL DEC ±0.30 2 PL DEC ±0.15 3 PL DEC ±0.08 3) Note reference =		<table border="1"> <thead> <tr> <th>SIGNATURES</th> <th>DATE</th> </tr> </thead> <tbody> <tr> <td>DRAWN: ROOKIE</td> <td>11APR18</td> </tr> <tr> <td>CHECKED: ORION</td> <td>11APR18</td> </tr> <tr> <td>ENGINEER:</td> <td></td> </tr> <tr> <td>APPROVAL: TOMMY</td> <td>11APR18</td> </tr> <tr> <td>CUSTOMER:</td> <td></td> </tr> </tbody> </table>	SIGNATURES	DATE	DRAWN: ROOKIE	11APR18	CHECKED: ORION	11APR18	ENGINEER:		APPROVAL: TOMMY	11APR18	CUSTOMER:		 Sine Systems - www.amphenol-sine.com 44724 Morley Drive Clinton Township, MI 48036
SIGNATURES	DATE														
DRAWN: ROOKIE	11APR18														
CHECKED: ORION	11APR18														
ENGINEER:															
APPROVAL: TOMMY	11APR18														
CUSTOMER:															
MATERIAL SPECIFICATIONS: THIS DRAWING IS SUPPLIED FOR INFORMATION ONLY. DESIGN FEATURES, SPECIFICATIONS AND PERFORMANCE DATA SHOWN HEREON ARE THE PROPERTY OF THE AMPHENOL CORPORATION. NO RIGHTS OF REPRODUCTION ARE IMPLIED. ALL DIMENSIONS ARE SUBJECT TO NORMAL MANUFACTURING VARIATIONS.		<table border="1"> <thead> <tr> <th>SIZE</th> <th>TYPE</th> <th>DWG NO:</th> <th>REVISION</th> </tr> </thead> <tbody> <tr> <td>B</td> <td>C-</td> <td>AT04-12PX-P075</td> <td>A1</td> </tr> </tbody> </table>	SIZE	TYPE	DWG NO:	REVISION	B	C-	AT04-12PX-P075	A1					
SIZE	TYPE	DWG NO:	REVISION												
B	C-	AT04-12PX-P075	A1												
NEXT ASSY:	SCALE: NONE	SHEET 2 OF 2													