


Anderson Power Products High Current printed circuit board (PCB) contact series, when utilized with the Powerpole® 15/45 connector housings, provides a reliable wire to PCB connection. They are UL Recognized at 45 amps, AC or DC. The connector may be configured in 1 and 2 row configurations, in both vertical and right angle mounted terminations. This connector provides an ideal solution for applications that require high current connections to a PCB.



## FEATURES

- **Current rating 45 amps**  
*Enables high current connections directly to the PCB*
- **Vertical and right angle terminations**  
*Allows for design flexibility*
- **High durability**
  - Rated up to 1,500 cycles (no load)
  - Under Load (Hot Plug 250 cycles @ 120V)
- **Offered in pre-assembled 1 and 2 row configurations (See Ordering Information)**
  - Reduces assembly costs of housings and contacts
  - Pre-assembled configurations prevent accidental separation of housings
- **Individual housings and contacts also sold separately**
  - Allows for customization of configurations
  - Allows for color coding of housings to wires for ease of manufacturing

## PRODUCT SPECIFICATIONS

UL Current Rating For Single Mated Pair	45 amps (for others see rating curves)*	PCB Thickness - in. [mm]	0.093 [2.4] - 0.125 [3.2]
Max Recommended Voltage - (per IEC 60950-1)	150V (pollution degree 3) - 250V (pollution degree 2)	Contact Material	Tin plating copper alloy
Minimum Creepage	2.8mm	Housing Material	Polycarbonate 94 V-0 rated
Voltage Drop For Mated Pair	≤ 2.50 mV		
Connector Mating Force For Mated Pair	2 - 3 Lbf.		
PCB Footprint	See following page		



\* See Temperature Rise Chart

## ORDERING INFORMATION

### High Power Connector

Part Number	Description
PP45PC12S	1x2 vertical mount, short tail, black housing
PP45PC13S	1x3 vertical mount, short tail, black housing
PP45PC12R	1x2 horizontal, single row, right angle tail, black housing
PP45PC13R	1x3 horizontal, single row, right angle tail, black housing
PP45PC21R	2x1 horizontal, dual row, right angle tail, black housing
PP45PC22R	2x2 horizontal, dual row, right angle tail, black housing
PP45PC23R	2x3 horizontal, dual row, right angle tail, black housing

### High Power Contact

Part Number	Description
1335G1	Vertical mount, short tail contact
1336G1	Horizontal (Bottom), right angle mount
1337G1	Horizontal (Top), right angle mount

### Housings Only

Part Number	Description
1327	Red housing
1327G5	Green housing
1327G6	Black housing
1327G7	White housing
1327G8	Blue housing
1327G16	Yellow housing
1327G17	Orange housing
1327G18	Gray housing
1327G21	Brown housing
1327G22	Pink housing
1327G23	Purple housing

### Accessories

Part Number	Description
1399G9	Red mounting wing
1399G8	Blue mounting wing
1399G1	Red short spacer with end hole
1399G2	Red long spacer
1399G6	Red short spacer without hole
110G68	PP15/45 retention clip
114555P1	Staple 1x1 (H x W)
114555P2	Staple 1x2 (H x W)
114555P3	Staple 1x3 (H x W)
114555P7	Staple 1x4 (H x W)
114555P8	Staple 1x6 (H x W)
114555P5	Staple 2x1 (H x W)
114555P6	Staple 2x2 (H x W)
114555P9	Staple 2x2 - long (H x W)

Note: For additional colors please contact customer service. For finger proof housings see page 18.

HEADQUARTERS: Anderson Power Products®, 13 Pratts Junction Road, Sterling, MA 01564-2305 USA T: 978-422-3600 F: 978-422-3700

EUROPE: Anderson Power Products® Ltd., Unit 3, Europa Court, Europa Boulevard, Westbrook, Warrington, Cheshire, WA5 7TN United Kingdom T: +44 (0) 1925 428390 F: +44 (0) 1925 428399

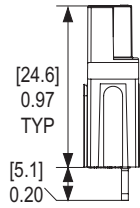
ASIA / PACIFIC: IDEAL Anderson Asia Pacific Ltd., Unit 922-928 Topsail Plaza, 11 On Sum Street, Shatin N.T., Hong Kong T: +(852) 2636 0836 F: +(852) 2635 9036

CHINA: IDEAL Anderson Technologies (Shenzhen) Ltd., Block A8 Tantou Western Industrial Park, Songgang Baoan District, Shenzhen, P.R. China 518105 T: +(86) 755 2768 2118 F: +(86) 755 2768 2218

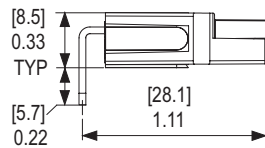
TAIWAN: IDEAL Anderson Asia Pacific Ltd., Taiwan Branch, 4F.-2, No.116, Dadun 20th St., Situn District, Taichung City 407, Taiwan (R.O.C.) T: +(886) 4 2310 6451 F: +(886) 4 2310 6460

## DIMENSIONS

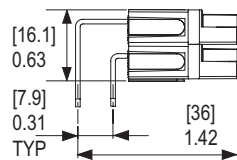
### Straight Terminal



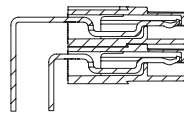
### Right Angle Terminal



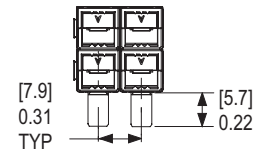
### Right Angle Terminal 2 High



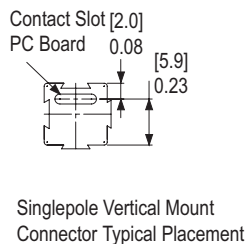
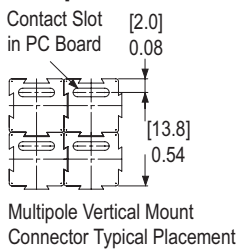
### Typical Contact Orientation



### Blocked Housings 2 x 2

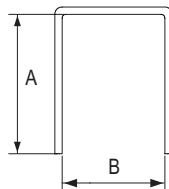


### Footprint



### Staple

Part Number	H x W	- A -		- B -	
		mm	in.	mm	in.
114555P1	1x1	12.0	0.472	6.0	0.236
114555P2	1x2	12.0	0.472	13.5	0.531
114555P3	1x3	12.0	0.472	21.5	0.846
114555P7	1x4	12.0	0.472	29.5	1.161
114555P8	1x6	12.0	0.472	45.5	1.791
114555P5	2x1	20.0	0.787	6.0	0.236
114555P6	2x2	20.0	0.787	13.5	0.531
114555P9	2x2 (long)	23.0	0.905	13.5	0.531



## TEMPERATURE RISE CHART

