

The PP15/45 Finger Proof is designed specifically for high voltage applications where personal safety is critical. The connector meets the accessibility requirements of UL1977 section 10.2 and is recommended for applications over 50 volts.

Powerpole® connectors provide cost-effective reliability, design flexibility and safety for your products' manufacture, installation and maintenance.

Powerpole® connectors provide 600 Volts continuous, AC or DC operation. Wire sizes range from #10 to #20 AWG (5.3 to .5 mm<sup>2</sup>). Contacts are available in reeled and loose piece, to support production needs from low to high volumes.

### FEATURES

#### • Finger proof


*Minimizes the potential contact with live contacts, per UL 1977 and EN/IEC 60529 condition IP20*

#### • Molded-in dovetails

*Secures individual connectors into "keyed" assemblies which prevents misconnection with similar configurations*

#### • Interchangeable genderless design

*Makes assembly quick, easy and reduces number of parts stocked*



## PRODUCT SPECIFICATIONS

Connector Model	PP15	PP30	PP45	Connector Model	PP15	PP30	PP45
UL Current Rating (Amperes)*	15*	30*	45*	Life			
UL Voltage Ratings (Volts)**	600*	600*	600*	a. No load (Contact/Disconnect Cycles)	To 10,000	To 10,000	To 10,000
Contact Barrel Wire Size (AWG)	#16 - #20	#12 - #16	#10 - #14	b. Under Load (Hot Plug 250 cycles @ 120V)	15A	30A	30A
(mm <sup>2</sup> )	1.3 to .5	3.3 - 1.3	5.3 - 2.1	Avg. Connection/Disconnect (lbf)	3-low detent 5-high detent	3-low detent 5-high detent	3-low detent 5-high detent
Maximum Wire Insulation Diameter (inches)	0.175	0.175	0.175	Operating Temperature Range °C***	-20° to 105°	-20° to 105°	-20° to 105°
(mm)	4.45	4.45	4.45	°F	-4° to 221°	-4° to 221°	-4° to 221°
AVG Contact Resistance* (micro-ohms)	875	600	525	Flammability Rating of Housing Material	UL94 V-0	UL94 V-0	UL94 V-0
Insulation Withstanding Test Voltage (Volts AC/DC)	2200	2200	2200				
Contact Retention Force (lbf)	25	25	35				



\* UL Rated for 65°C largest wire or cable size

\*\* Both AC & DC Voltage

\*\*\* Contact factory for higher temperature rated connectors

## ORDERING INFORMATION

### Housings Only

Part Number	Description
1327FP	Red housing
1327G5FP	Green housing
1327G6FP	Black housing
1327G7FP	White housing
1327G8FP	Blue housing

### 15 amp Contacts\*

Part Number	Description	AWG	sq. mm
1332	Individual - LD	16/20	1.3/.52
262G1	Reel - LD	16/20	1.3/.52
269G2	Reel - HD	16/20	1.3/.52
269G2-LPBK	Individual - HD	16/20	1.3/.52
200G2L	Superflex, reel - LD	16/20	1.3/.52
201G2H	Superflex, reel - HD	16/20	1.3/.52

### 30 amp Contacts\*

Part Number	Description	AWG	sq. mm
1331	Individual - LD	12/16	3.3/1.3
261G1	Reel - LD	12/16	3.3/1.3
269G1-LPBK	Loose piece-bulk - HD	12/16	3.3/1.3
269G1	Reel - HD	12/16	3.3/1.3
200G2L	Superflex, reel - LD	16/20	1.3/.52
201G2H	Superflex, reel - HD	16/20	1.3/.52

### 45 amp Contacts\*

Part Number	Description	AWG	sq. mm
261G2	Reel, Low Det	10/14	5.3/2.1
269G3	Reel, High Det	10/14	5.3/2.1
261G2-LPBK	Individual	10/14	5.3/2.1
200G1L	Superflex, reel	10/14	5.3/2.1
201G1H	Superflex, reel	10/14	5.3/2.1

### Accessories

Part Number	Description
1441G1	Female splash boot
1442G1	Male splash boot
110G21	Blok lok, 2 pole
110G12	Blok lok, 4 pole
1399G9	Red mounting wing
1399G8	Blue mounting wing
1399G1	Red short spacer with end hole
1399G2	Red long spacer
1399G6	Red short spacer without hole
1462G1	2 & 4 pole mounting clamp set
1462G2	3 & 6 pole mounting clamp set
1462G3	4 & 8 pole mounting clamp set
110G16	Retaining pins, 1 high block of connectors
110G17	Retaining pins, 2 high block of connectors

\* LD - low detent or HD - high detent

Note: For additional colors please contact customer service

HEADQUARTERS: Anderson Power Products®, 13 Pratts Junction Road, Sterling, MA 01564-2305 USA T:978-422-3600 F:978-422-3700

EUROPE: Anderson Power Products® Ltd., Unit 3, Europa Court, Europa Boulevard, Westbrook, Warrington, Cheshire, WA5 7TN United Kingdom T: +44 (0) 1925 428390 F: +44 (0) 1925 428399

ASIA/PACIFIC: IDEAL Anderson Asia Pacific Ltd., Unit 922-928 Topsail Plaza, 11 On Sum Street, Shatin N.T., Hong Kong T: +(852) 2636 0836 F: +(852) 2635 9036

CHINA: IDEAL Anderson Technologies (Shenzhen) Ltd., Block A8 Tantou Western Industrial Park, Songgang Baoan District, Shenzhen, P.R. China 518105 T: +(86) 755 2768 2118 F: +(86) 755 2768 2218

TAIWAN: IDEAL Anderson Asia Pacific Ltd., Taiwan Branch, 4F-2, No.116, Dadun 20th St., Situn District, Taichung City 407, Taiwan (R.O.C.) T: +(886) 4 2310 6451 F: +(886) 4 2310 6460

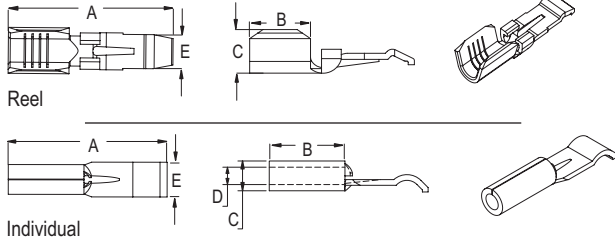
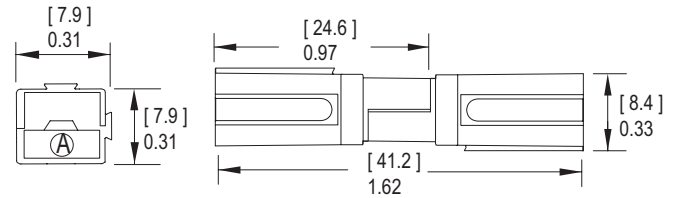
www.andersonpower.com

## DIMENSIONS

### Contacts

Part Number	-A-		-B-		-C-		-D-		-E-	
	mm	in.	mm	in.	mm	in.	mm	in.	mm	in.
1332	16.3	0.64	7.8	0.31	3.1	0.12	1.8	0.07	3.6	0.14
1331	16.3	0.64	7.7	0.31	3.7	0.15	2.6	0.10	3.7	0.15
261G1	17.3	0.68	6.4	0.25	4.6	0.18	N/A		3.6	0.14
261G2	17.3	0.68	6.4	0.25	5.1	0.20	N/A		3.6	0.14
261G2-LPBK	17.3	0.68	6.4	0.25	5.1	0.20	N/A		3.6	0.14
262G1	17.2	0.68	6.4	0.25	4.1	0.16	N/A		3.6	0.14
269G1	17.2	0.68	6.4	0.25	4.5	0.18	N/A		3.6	0.14
269G1-LPBK	17.2	0.68	6.4	0.25	4.5	0.18	N/A		3.6	0.14
269G2	17.2	0.68	6.4	0.25	4.1	0.16	N/A		3.6	0.14
269G2-LPBK	17.2	0.68	6.4	0.25	4.1	0.16	N/A		3.6	0.14
269G3	17.2	0.68	6.4	0.25	5.3	0.21	N/A		3.6	0.14
200G2L	17.3	0.68	6.4	0.25	4.1	0.16	N/A		3.6	0.14
201G2H	17.3	0.68	6.4	0.25	4.1	0.16	N/A		3.6	0.14
200G1L	17.3	0.68	6.4	0.25	6.1	0.24	N/A		3.6	0.14
201G1H	17.2	0.68	6.4	0.25	6.1	0.24	N/A		3.6	0.14

### Housing



## ORDERING INFORMATION


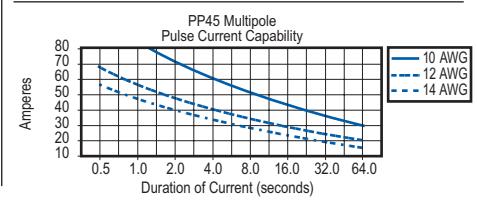
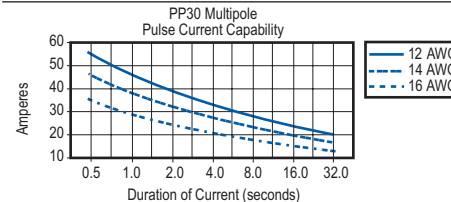
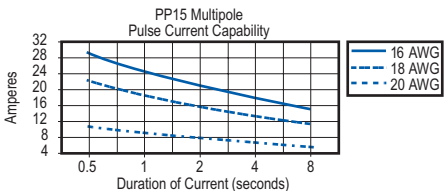
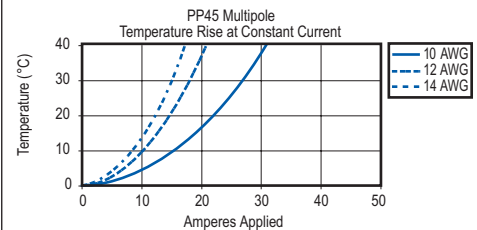
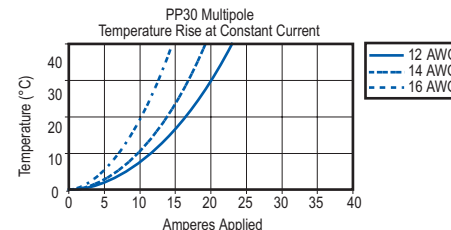
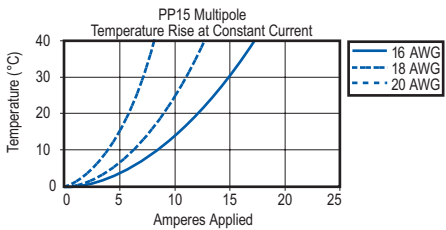
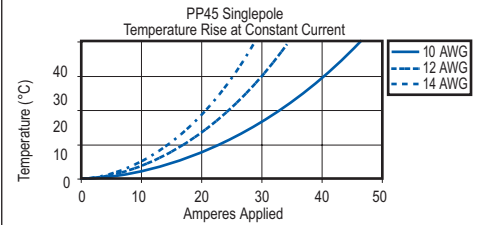
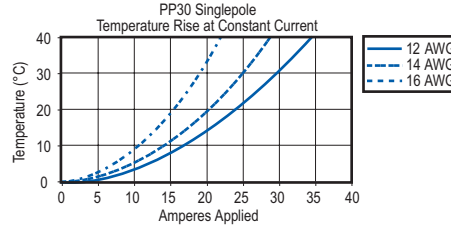
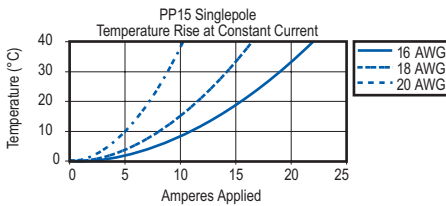
### Tooling

Part Number	Description
111038G2	Contact insertion/extraction tool
1309G2	Hand tool #12 to #20
1309G5	Hand tool for p/n 200G2L & 201G2H
260G1	Applicator only (110V & 220V)
260G14*	Applicator only (110V & 220V)
260G15*	Applicator only (110V & 220V)
260G18**	Applicator only (110V & 220V)
280G1	Applicator and press (110V, 60Hz)
250G1	Press only (110V, 60Hz)
280G4	Applicator and press (220V, 50Hz)
250G2	Press only (220V, 50Hz)

\* Denotes mini-style applicator for use with existing "K" or "T" press

\*\* Denotes mini-style applicator for use with existing "K" or "T" and "G" press

## TEMPERATURE RISE CHARTS



All Data Subject To Change Without Notice

DS-FPPP15-45 REV05

HEADQUARTERS: Anderson Power Products®, 13 Pratts Junction Road, Sterling, MA 01564-2305 USA T:978-422-3600 F:978-422-3700

EUROPE: Anderson Power Products® Ltd., Unit 3, Europa Court, Europa Boulevard, Westbrook, Warrington, Cheshire, WA5 7TN United Kingdom T: +44 (0) 1925 428390 F: +44 (0) 1925 428399

ASIA/PACIFIC: IDEAL Anderson Asia Pacific Ltd., Unit 922-928 Topsail Plaza, 11 On Sum Street, Shatin N.T., Hong Kong T: +(852) 2636 0836 F: +(852) 2635 9036

CHINA: IDEAL Anderson Technologies (Shenzhen) Ltd., Block A8 Tantou Western Industrial Park, Songgang Baoan District, Shenzhen, P.R. China 518105 T: +(86) 755 2768 2118 F: +(86) 755 2768 2218

TAIWAN: IDEAL Anderson Asia Pacific Ltd., Taiwan Branch, 4F.-2, No.116, Dadun 20th St., Situn District, Taichung City 407, Taiwan (R.O.C.) T: +(886) 4 2310 6451 F: +(886) 4 2310 6460

www.andersonpower.com