

The innovative SB[®] connectors provide cost-effective reliability, design flexibility and safety for your products' manufacture, installation and maintenance.


APP's 2 pole connector is available with a 50 amp rating, 600 Volts continuous AC or DC operation. There are SB[®] connectors for many applications and wire sizes, #6 to #16 AWG (13.3 to 1.3 mm²). Mechanical keys ensure connectors will only mate with connectors of the same color. Different color housings are selected to identify voltages, thus preventing mismatching of the power supply system.

FEATURES

- **Mechanical keyed housings**
Prevents accidental mating of components operating at different voltage levels
- **Single-piece housing and unitized construction**
Provides industrial quality and durability
- **Genderless design**
Makes assembly quick and easy and reduces number of parts stocked



PRODUCT SPECIFICATIONS

Connector Model	SB [®] 50	Connector Model	SB [®] 50
UL Current Rating (Amperes)*	50*	Life	
UL Voltage Ratings (Volts)	600*	a. No load (Contact/Disconnect Cycles)	To 10,000
Contact Barrel Wire Size (AWG) (mm ²)	#6 to #16 13.3 to 1.3	b. Under Load (Hot Plug 250 cycles @ 120V)	50A
Maximum Wire Insulation Diameter (inches) (mm)	0.44 11.2	Avg. Connection/Disconnect (lbf)	10 - low detent 15 - high detent
AVG Contact Resistance* (micro-ohms)	200	Operating Temperature Range °C** °F	-20° to 105° -4° to 221°
Insulation Withstanding Test Voltage (Volts AC/DC)	2200	Flammability Rating of Housing Material	UL94 V-0
Contact Retention Force (lbf)	50	 <small>* UL Rated for 65°C largest wire or cable size ** Contact factory for higher temperature rated connector SB[®], UL and CSA Reference: This equipment is an Underwriters Laboratories Inc[®] recognized component. It is also listed by the Canadian Standards Association as certified.</small>	

ORDERING INFORMATION

2 Pole Housing & 50 amp Contacts

Part Number	Housing Color	Wire AWG	Wire sq. mm
6319	Gray	#6	13.3
6319G1	Gray	#10/12	5.3/3.3
6331G1	Red	#6	13.3
6331G2	Red	#10/12	5.3/3.3
6331G3	Black	#6	13.3
6331G4	Black	#10/12	5.3/3.3
6331G5	Blue	#6	13.3
6331G6	Blue	#10/12	5.3/3.3
6331G7	Yellow	#6	13.3
6331G8	Yellow	#10/12	5.3/3.3
6331G9	Green	#6	13.3
6331G10	Green	#10/12	5.3/3.3
6331G11	Orange	#6	13.3
6331G12	Orange	#10/12	5.3/3.3

* LD - low detent or HD - high detent
Note: For additional colors please contact customer service

Housings Only

Part Number	Description
992	Gray
992G1	Red
992G2	Black
992G4	Blue
992G5	Yellow
992G6	Green
992G7	Orange

50 amp Contacts*

Part Number	Description	Wire AWG	Wire sq. mm
903G1	Contact set (2) 5900	#6	13.3
904G1	Contact set (2) 5915	#10/12	5.3/3.3
5900	Individual - HD	#6	13.3
1307	Individual - LD	#6	13.3
5952	Individual - HD	#8	8.4
5953	Individual - LD	#10/12	5.3/3.3
5914	Individual - HD	#10	5.26
5915	Individual - HD	#10/12	5.3/3.3

50 amp contacts continued

Part Number	Description	Wire AWG	Wire sq. mm
265G1	Reel, silver - HD	#6/8	13.3/8.4
265G2	Reel, silver - HD	#10/12	5.3/3.3
265G3	Reel, silver - LD	#6/8	13.3/8.4
265G4	Reel, silver - LD	#10/12	5.3/3.3
265G5	Reel, tin - HD	#6/8	13.3/8.4
265G6	Reel, tin - HD	#10/12	5.3/3.3
265G7	Reel, tin - LD	#6/8	13.3/8.4
265G8	Reel, tin - LD	#10/12	5.3/3.3
75BBS	Bus bar contact	N/A	N/A

Accessories

Part Number	Description
SB50-HDL-Red	Handle & hardware, red
134G1	Dust cover, red
990	Cable clamp & hardware, self attaching, 2C
990G2	Cable clamp, 2 single conductors

HEADQUARTERS: 13 Pratts Junction Road, Sterling, MA 01564-2305 USA T:978-422-3600 F:978-422-3700

EUROPE: Rathealy Road, Fermoy Co. Cork, Ireland T:353-(0)25-32277 F:353-(0)25-32296

ASIA/PACIFIC: IDEAL Anderson Asia Pacific Ltd., Unit 922-928 Topsail Plaza, 11 On Sum Street, Shatin N.T., Hong Kong T:852-2636-0836 F:852-2635-9036

CHINA: IDEAL Anderson Technologies (Shenzhen) Ltd., Block A8 Tantou W. Ind. Par, Songgang Baoan District, Shenzhen, P.R. China 51810 T: 86-755-2768-2118 F: 86-755-2768-2218

TAIWAN: IDEAL Anderson Asia Pacific Ltd., Taiwan Branch, 4F-2, No.116, Dadun 20th St., Situn District, Taichung City 407, Taiwan (R.O.C.) T: 886-4-2310-6451 F:886-4-2310-6460

www.andersonpower.com

ORDERING INFORMATION

accessories continued

Part Number	Description
990G1	Cable clamp & hardware-screw mounting-2C
5905	Cable clamp-1 twin conductor with hardware
110G57	Lock nut for use with bus bar contact

Bushings

Part Number	Description	Reduces From	
		AWG	sq. mm
5910	Use with 5900 or 1307	#6 to #10/12	13.3 to 5.3/3.3
5912	Use with 5900 or 1307	#6 to #8	13.3 to 8.4
5913	Use with 5900 or 1307	#6 to #14/16	13.3 to 2.1/1.3

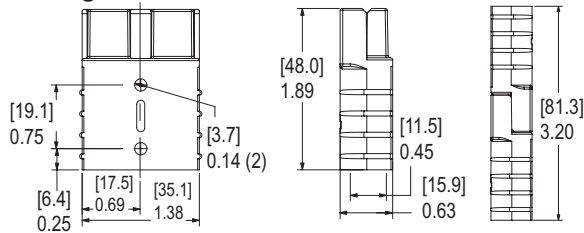
Tooling

Part Number	Description
1309G4	Hand tool
1387G1	Pneumatic tool
1388G6	- die for #6 to #16 AWG
1388G7	- die for #10 to #12 AWG
1389G6	- locator for #6 to #16 AWG
1389G7	- locator for #10 to #12 AWG
260G16	Applicator only (110V & 220V)
*	Applicator & Press (220V, 50Hz)
*	Press only (110V, 60Hz)

* Consult factory

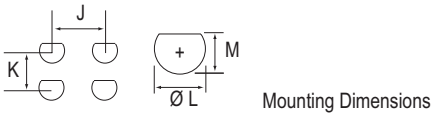
DIMENSIONS

Housing



Bus Bar Layout

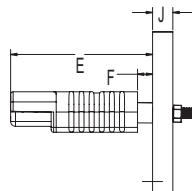
Part Number	- J -		- K -		- L -		- M -	
	mm	in.	mm	in.	mm	in.	mm	in.
75BBS	19.1	0.75	17.3(min)	0.68(min)	6.73	0.265	2.92	0.115



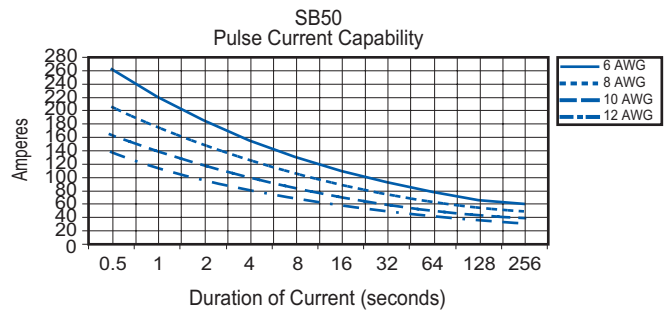
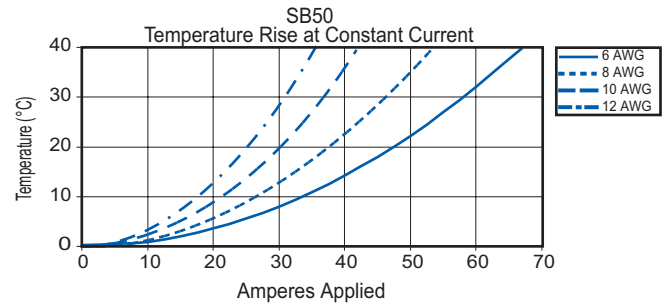
Bus Bar Mounting Table

Part Number	-E-		-F-	
	mm	in.	mm	in.
75BBS	53.3	2.10	5.10	0.20

Part Number	-J-	
	mm	in.
75BBS	3.0 - 12.7	0.12 - 0.50



TEMPERATURE RISE CHARTS



Contacts

Part Number	-A-		-B-		-C-		-D-		-E-	
	mm	in.	mm	in.	mm	in.	mm	in.	mm	in.
1307	30.0	1.18	7.2	0.28	5.6	0.22	11.4	0.45	7.1	0.28
5900	30.0	1.18	7.2	0.28	5.6	0.22	11.4	0.45	7.1	0.28
5914	29.7	1.17	4.8	0.19	3.5	0.14	11.4	0.45	7.1	0.28
5915	30.0	1.18	7.2	0.28	3.5	0.14	11.4	0.45	7.1	0.28
5952	30.0	1.18	7.2	0.28	4.7	0.19	11.4	0.45	7.1	0.28
5953	30.0	1.18	7.2	0.28	3.5	0.14	11.4	0.45	7.1	0.28
904G1	30.0	1.18	7.2	0.28	3.5	0.14	11.4	0.45	7.1	0.28
903G1	30.0	1.18	7.2	0.28	5.6	0.22	11.4	0.45	7.1	0.28
265G1	31.8	1.25	9.1	0.36	9.1	0.36	22.9	0.90	8.1	0.32
265G2	31.8	1.25	7.4	0.29	6.9	0.27	22.9	0.90	8.1	0.32
265G3	31.0	1.22	9.1	0.36	9.1	0.36	22.9	0.90	8.1	0.32
265G4	31.0	1.22	7.4	0.29	6.9	0.27	22.9	0.90	8.1	0.32
265G5	31.8	1.25	9.1	0.36	9.1	0.36	22.9	0.90	8.1	0.32
265G6	31.8	1.25	7.4	0.29	6.9	0.27	22.9	0.90	8.1	0.32
265G7	31.0	1.22	9.1	0.36	9.1	0.36	22.9	0.90	8.1	0.32
265G8	31.0	1.22	7.4	0.29	6.9	0.27	22.9	0.90	8.1	0.32
75BBS	See Bus Bar Section									

