

HOW TO ORDER

Military Type Designation:

Established Reliability = CCR05, CCR06, CCR07, CCR08, CCR09

Non-Established Reliability = CC05, CC06, CC07, CC08, CC09

CCR06

Style

CC = Identifies temperature compensating, ceramic dielectric, fixed capacitors.
R = Identifies Established Reliability parts
06 = Numbers identify shape and dimension

CG

Temperature Characteristic

| Permissible capacitance change from capacitance at +25°C in ppm/°C | | |
|--|------------------|----------|
| Characteristic | Temp. | |
| CX | 1/ | +125°C |
| | 1/ | -55°C 2/ |
| CK | ±250 ppm/°C | +125°C |
| | +246.25, -326.25 | -55°C 2/ |
| CJ | ±120 ppm/°C | +125°C |
| | +116.25, -166.25 | -55°C 2/ |
| CH | ±60 ppm/°C | +125°C |
| | +55.00, -91.25 | -55°C 2/ |
| CG | ±30 ppm/°C | +125°C |
| | +27.50, -53.75 | -55°C 2/ |

1/ Not practically measurable.
2/ The ppm/°C values for -55°C were calculated by dividing ppm by negative 80°C.

183

Capacitance

First two digits are the significant figures of capacitance. Third digit indicates the additional number of zeros. For example, order 18,000 pF as 183. (For values below 10pF use "R" in place of decimal point, e.g., 1R4 = 1.4pF.)

J

Capacitance Tolerance

C = ±0.25pF
D = ±0.5pF
F = ±1%
G = ±2%
J = ±5%
K = ±10%

R

Military Failure Rate

M = 1% per 1000 hours
P = 0.1% per 1000 hours
R = 0.01% per 1000 hours
S = 0.001% per 1000 hours

(V)

Standoff Option

To order standoff option, place "V" at the end of the part number.
Example: CCR05CG332FSV

PACKAGING REQUIREMENTS

Packaging: CCR0X: 100 pcs/bag; CC0X: 1000 pcs/bag

SIZE SPECIFICATIONS

Dimensions: Millimeters (Inches)

| Per MIL Spec | Case Size | | | | |
|----------------------------|--------------------------|--------------------------|-------------------------|--------------------------|------------------------|
| | Length (L) | Width (W) | Thickness (T) | Lead Spacing (L.S.) | Lead Diameter (L.D.) |
| CCR05/CC05 Figures 1, 4 | 4.83±.25 (.190±.010) | 4.83±.25 (.190±.010) | 2.29±.25 (.090±.010) | 5.08±.38 (.200±.015) | .64±.05 (.025±.002) |
| CCR06/CC06 Figures 2, 3 | 7.37±.25 (.290±.010) | 7.37±.25 (.290±.010) | 2.29±.25 (.090±.010) | 5.08±.38 (.200±.015) | .64±.05 (.025±.002) |
| CCR07/CC07 Figure 2 | 12.19±.51 (.480±.020) | 12.19±.51 (.480±.020) | 3.56±.25 (.140±.010) | 10.16±.51 (.400±.020) | .64±.05 (.025±.002) |
| CCR08/CC08 Figure 2 | 12.19±.51 (.480±.020) | 12.19±.51 (.480±.020) | 6.1±.25 (.240±.010) | 10.16±.51 (.400±.020) | .64±.05 (.025±.002) |
| CCR09/CC09 Figure 2 | 4.83±.25 (.190±.010) | 4.83±.25 (.190±.010) | 2.29±.25 (.090±.010) | 2.54±.38 (.100±.015) | .64±.05 (.025±.002) |

MILITARY PART NUMBER IDENTIFICATION

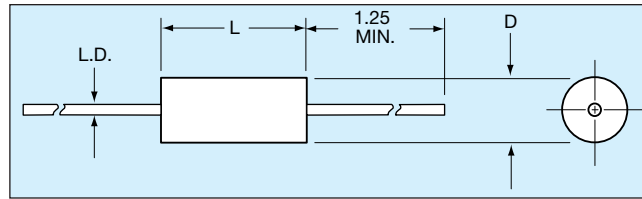
| Military Type Designation | Capacitance (pF) | Capacitance Tolerance | WVDC |
|-------------------------------|------------------|-----------------------|------|
| CC05-CCR05, CC09-CCR09 | | | |
| CCR05CX1R0_ | 1.0 | B, C | 200 |
| CCR05CX1R1_ | 1.1 | B, C | 200 |
| CCR05CX1R2_ | 1.2 | B, C | 200 |
| CCR05CX1R3_ | 1.3 | B, C | 200 |
| CCR05CX1R5_ | 1.5 | B, C | 200 |
| CCR05CX1R6_ | 1.6 | B, C | 200 |
| CCR05CX1R8_ | 1.8 | B, C | 200 |
| CCR05CX2R0_ | 2.0 | B, C | 200 |
| CCR05CK2R2_ | 2.2 | B, C | 200 |
| CCR05CK2R4_ | 2.4 | B, C | 200 |
| CCR05CK2R7_ | 2.7 | B, C, D | 200 |
| CCR05CK3R0_ | 3.0 | B, C, D | 200 |
| CCR05CK3R3_ | 3.3 | B, C, D | 200 |
| CCR05CK3R6_ | 3.6 | B, C, D | 200 |
| CCR05CK3R9_ | 3.9 | B, C, D | 200 |
| CCR05CJ4R3_ | 4.3 | B, C, D | 200 |
| CCR05CJ4R7_ | 4.7 | B, C, D | 200 |
| CCR05CJ5R1_ | 5.1 | B, C, D | 200 |
| CCR05CJ5R6_ | 5.6 | B, C, D | 200 |
| CCR05CJ6R2_ | 6.2 | B, C, D | 200 |
| CCR05CJ6R8_ | 6.8 | B, C, D | 200 |
| CCR05CJ7R5_ | 7.5 | B, C, D | 200 |
| CCR05CH8R2_ | 8.2 | B, C, D | 200 |
| CCR05CH9R1_ | 9.1 | B, C, D | 200 |
| CCR05CH100_ | 10 | F, G, J | 200 |
| CCR05CH110_ | 11 | F, G, J | 200 |
| CCR05CH120_ | 12 | F, G, J | 200 |
| CCR05CH130_ | 13 | F, G, J | 200 |
| CCR05CH150_ | 15 | F, G, J | 200 |
| CCR05CH160_ | 16 | F, G, J | 200 |
| CCR05CH180_ | 18 | F, G, J | 200 |
| CCR05CG200_ | 20 | F, G, J | 200 |
| CCR05CG220_ | 22 | F, G, J | 200 |
| CCR05CG240_ | 24 | F, G, J | 200 |
| CCR05CG270_ | 27 | F, G, J | 200 |
| CCR05CG300_ | 30 | F, G, J | 200 |
| CCR05CG330_ | 33 | F, G, J | 200 |
| CCR05CG360_ | 36 | F, G, J | 200 |
| CCR05CG390_ | 39 | F, G, J | 200 |
| CCR05CG430_ | 43 | F, G, J | 200 |
| CCR05CG470_ | 47 | F, G, J | 200 |
| CCR05CG510_ | 51 | F, G, J | 200 |
| CCR05CG560_ | 56 | F, G, J | 200 |
| CCR05CG620_ | 62 | F, G, J | 200 |
| CCR05CG680_ | 68 | F, G, J | 200 |
| CCR05CG750_ | 75 | F, G, J | 200 |
| CCR05CG820_ | 82 | F, G, J | 200 |
| CCR05CG910_ | 91 | F, G, J | 200 |
| CCR05CG101_ | 100 | F, G, J | 200 |
| CCR05CG111_ | 110 | F, G, J | 200 |
| CCR05CG121_ | 120 | F, G, J | 200 |
| CCR05CG131_ | 130 | F, G, J | 200 |
| CCR05CG151_ | 150 | F, G, J | 200 |
| CCR05CG161_ | 160 | F, G, J | 200 |
| CCR05CG181_ | 180 | F, G, J | 200 |
| CCR05CG201_ | 200 | F, G, J | 200 |
| CCR05CG221_ | 220 | F, G, J | 200 |
| CCR05CG241_ | 240 | F, G, J | 200 |
| CCR05CG271_ | 270 | F, G, J | 200 |
| CCR05CG301_ | 300 | F, G, J | 200 |
| CCR05CG331_ | 330 | F, G, J | 200 |
| CCR05CG361_ | 360 | F, G, J | 100 |
| CCR05CG391_ | 390 | F, G, J | 100 |
| CCR05CG431_ | 430 | F, G, J | 100 |
| CCR05CG471_ | 470 | F, G, J | 100 |
| CCR05CG511_ | 510 | F, G, J | 100 |
| CCR05CG561_ | 560 | F, G, J | 100 |
| CCR05CG621_ | 620 | F, G, J | 100 |
| CCR05CG681_ | 680 | F, G, J | 100 |
| CCR05CG751_ | 750 | F, G, J | 100 |
| CCR05CG821_ | 820 | F, G, J | 100 |
| CCR05CG911_ | 910 | F, G, J | 100 |
| CCR05CG102_ | 1,000 | F, G, J | 100 |
| CCR05CG112_ | 1,100 | F, G, J | 100 |
| CCR05CG122_ | 1,200 | F, G, J | 100 |
| CCR05CG132_ | 1,300 | F, G, J | 100 |
| CCR05CG152_ | 1,500 | F, G, J | 100 |
| CCR05CG162_ | 1,600 | F, G, J | 100 |
| CCR05CG182_ | 1,800 | F, G, J | 100 |
| CCR05CG202_ | 2,000 | F, G, J | 50 |

| Military Type Designation | Capacitance (pF) | Capacitance Tolerance | WVDC |
|--------------------------------------|------------------|-----------------------|------|
| CC05-CCR05, CC09-CCR09 (cont) | | | |
| CCR05CG222_ | 2,200 | F, G, J | 50 |
| CCR05CG242_ | 2,400 | F, G, J | 50 |
| CCR05CG272_ | 2,700 | F, G, J | 50 |
| CCR05CG302_ | 3,000 | F, G, J | 50 |
| CCR05CG332_ | 3,300 | F, G, J | 50 |
| CC06, CCR06 | | | |
| CCR06CG361_ | 360 | F, G, J | 200 |
| CCR06CG391_ | 390 | F, G, J | 200 |
| CCR06CG431_ | 430 | F, G, J | 200 |
| CCR06CG471_ | 470 | F, G, J | 200 |
| CCR06CG511_ | 510 | F, G, J | 200 |
| CCR06CG561_ | 560 | F, G, J | 200 |
| CCR06CG621_ | 620 | F, G, J | 200 |
| CCR06CG681_ | 680 | F, G, J | 200 |
| CCR06CG751_ | 750 | F, G, J | 200 |
| CCR06CG821_ | 820 | F, G, J | 200 |
| CCR06CG911_ | 910 | F, G, J | 200 |
| CCR06CG102_ | 1,000 | F, G, J | 200 |
| CCR06CG112_ | 1,100 | F, G, J | 200 |
| CCR06CG122_ | 1,200 | F, G, J | 200 |
| CCR06CG132_ | 1,300 | F, G, J | 200 |
| CCR06CG152_ | 1,500 | F, G, J | 200 |
| CCR06CG162_ | 1,600 | F, G, J | 200 |
| CCR06CG182_ | 1,800 | F, G, J | 200 |
| CCR06CG202_ | 2,000 | F, G, J | 100 |
| CCR06CG222_ | 2,200 | F, G, J | 100 |
| CCR06CG242_ | 2,400 | F, G, J | 100 |
| CCR06CG272_ | 2,700 | F, G, J | 100 |
| CCR06CG302_ | 3,000 | F, G, J | 100 |
| CCR06CG332_ | 3,300 | F, G, J | 100 |
| CCR06CG362_ | 3,600 | F, G, J | 100 |
| CCR06CG392_ | 3,900 | F, G, J | 100 |
| CCR06CG432_ | 4,300 | F, G, J | 100 |
| CCR06CG472_ | 4,700 | F, G, J | 100 |
| CCR06CG512_ | 5,100 | F, G, J, K | 50 |
| CCR06CG562_ | 5,600 | F, G, J, K | 50 |
| CCR06CG622_ | 6,200 | F, G, J, K | 50 |
| CCR06CG682_ | 6,800 | F, G, J, K | 50 |
| CCR06CG752_ | 7,500 | F, G, J, K | 50 |
| CCR06CG822_ | 8,200 | F, G, J, K | 50 |
| CCR06CG912_ | 9,100 | F, G, J, K | 50 |
| CCR06CG103_ | 10,000 | F, G, J, K | 50 |
| CCR06CG123_ | 12,000 | F, G, J, K | 50 |
| CCR06CG153_ | 15,000 | F, G, J, K | 50 |
| CCR06CG183_ | 18,000 | F, G, J, K | 50 |
| CC07, CCR07 | | | |
| CCR07CG222_ | 2,200 | F, G, J, K | 200 |
| CCR07CG272_ | 2,700 | F, G, J, K | 200 |
| CCR07CG332_ | 3,300 | F, G, J, K | 200 |
| CCR07CG392_ | 3,900 | F, G, J, K | 200 |
| CCR07CG472_ | 4,700 | F, G, J, K | 200 |
| CCR07CG562_ | 5,600 | F, G, J, K | 100 |
| CCR07CG682_ | 6,800 | F, G, J, K | 100 |
| CCR07CG822_ | 8,200 | F, G, J, K | 100 |
| CCR07CG103_ | 10,000 | F, G, J, K | 100 |
| CCR07CG123_ | 12,000 | F, G, J, K | 100 |
| CCR07CG153_ | 15,000 | F, G, J, K | 50 |
| CCR07CG183_ | 18,000 | F, G, J, K | 50 |
| CCR07CG223_ | 22,000 | F, G, J, K | 50 |
| CCR07CG273_ | 27,000 | F, G, J, K | 50 |
| CCR07CG333_ | 33,000 | F, G, J, K | 50 |
| CCR07CG393_ | 39,000 | F, G, J, K | 50 |
| CCR07CG473_ | 47,000 | F, G, J, K | 50 |
| CCR07CG563_ | 56,000 | F, G, J, K | 50 |
| CCR07CG683_ | 68,000 | F, G, J, K | 50 |
| CCR07CG823_ | 82,000 | F, G, J, K | 50 |
| CCR07CG104_ | 100,000 | F, G, J, K | 50 |
| CC08, CCR08 | | | |
| CCR08CG392_ | 3,900 | G, J, K | 200 |
| CCR08CG472_ | 4,700 | G, J, K | 200 |
| CCR08CG153_ | 15,000 | G, J, K | 100 |
| CCR08CG183_ | 18,000 | G, J, K | 100 |
| CCR08CG563_ | 56,000 | G, J, K | 50 |
| CCR08CG683_ | 68,000 | G, J, K | 50 |

— Add appropriate failure rate level (M, P, R or S)
— Add appropriate cap. tolerance letter

— Add appropriate failure rate level (M, P, R or S)
— Add appropriate cap. tolerance letter

Note: For marking information, see page 72.



HOW TO ORDER

Military Type Designation:

Established Reliability = CCR75, CCR76, CCR77, CCR78, CCR79

Non-Established Reliability = CC75, CC76, CC77, CC78, CC79

CCR76

Style

CC = Identifies temperature compensating, ceramic dielectric, fixed capacitors.
R = Identifies Established Reliability parts.
76 = Numbers identify shape and dimension.

CG

Temperature Characteristic

| Permissible capacitance change from capacitance at +25°C in ppm/°C | | |
|--|------------------|----------|
| Characteristic | | Temp. |
| CX | 1/ | +125°C |
| | 1/ | -55°C 2/ |
| CK | ±250 ppm/°C | +125°C |
| | +246.25, -326.25 | -55°C 2/ |
| CJ | ±120 ppm/°C | +125°C |
| | +116.25, -166.25 | -55°C 2/ |
| CH | ±60 ppm/°C | +125°C |
| | +55.00, -91.25 | -55°C 2/ |
| CG | ±30 ppm/°C | +125°C |
| | +27.50, -53.75 | -55°C 2/ |

1/ Not practically measurable.
2/ The ppm/°C values for -55°C were calculated by dividing ppm by negative 80°C.

102

Capacitance

First two digits are the significant figures of capacitance. Third digit indicates the additional number of zeros. For example, order 1,000 pF as 102. (For values below 10pF use "R" in place of decimal point, e.g., 1R8 = 1.8pF.)

K

Capacitance Tolerance

C = ±0.25pF
D = ±0.5pF
F = ±1%
G = ±2%
J = ±5%
K = ±10%

R

Military Failure Rate

M = 1% per 1000 hours
P = 0.1% per 1000 hours
R = 0.01% per 1000 hours
S = 0.001% per 1000 hours

PACKAGING REQUIREMENTS

Packaging:

Bulk

CCR75/CC75, CCR76/CC76, CCR77/CC77, 100 pcs/bag
CCR78/CC78, CCR79/CC79 50 pcs/bag

Tape & Reel

CCR75/CC75, CCR76/CC76 5000 pcs/reel
CCR77/CC77 3000 pcs/reel
CCR78/CC78 950 pcs/reel
CCR79/CC79 650 pcs/reel

SIZE SPECIFICATIONS

Dimensions: Millimeters (Inches)

| Per MIL Spec | Case Size | | |
|---------------|--------------------------|-------------------------|------------------------|
| | Length (L) | Diameter (D) | Lead Diameter (L.D.) |
| MIL-PRF-20 | | | |
| CCR75 CC75 | 4.07±.25 (.160±.010) | 2.29±.25 (.090±.010) | .48±.05 (.019±.002) |
| CCR76 CC76 | 6.35±.25 (.250±.010) | 2.29±.25 (.090±.010) | .48±.05 (.019±.002) |
| CCR77 CC77 | 9.91±.25 (.390±.010) | 3.56±.25 (.140±.010) | .63±.05 (.025±.002) |
| CCR78 CC78 | 12.7±.51 (.500±.020) | 6.35±.38 (.250±.015) | .63±.05 (.025±.002) |
| CCR79 CC79 | 17.53±.51 (.690±.020) | 8.89±.51 (.350±.020) | .63±.05 (.025±.002) |

MILITARY PART NUMBER IDENTIFICATION CC75 THRU CC79 AND CCR75 THRU CCR79

| Military Type Designation | Capacitance (pF) | Capacitance Tolerance | WVDC |
|---------------------------|------------------|-----------------------|------|
| CC75-CCR75 | | | |
| CCR75CX1R0_ | 1.0 | C | 200 |
| CCR75CX1R1_ | 1.1 | C | 200 |
| CCR75CX1R2_ | 1.2 | C | 200 |
| CCR75CX1R3_ | 1.3 | C | 200 |
| CCR75CX1R5_ | 1.5 | C | 200 |
| CCR75CX1R6_ | 1.6 | C | 200 |
| CCR75CX1R8_ | 1.8 | C | 200 |
| CCR75CX2R0_ | 2.0 | C | 200 |
| CCR75CK2R2_ | 2.2 | C | 200 |
| CCR75CK2R4_ | 2.4 | C | 200 |
| CCR75CK2R7_ | 2.7 | C, D | 200 |
| CCR75CK3R0_ | 3.0 | C, D | 200 |
| CCR75CK3R3_ | 3.3 | C, D | 200 |
| CCR75CK3R6_ | 3.6 | C, D | 200 |
| CCR75CK3R9_ | 3.9 | C, D | 200 |
| CCR75CJ4R3_ | 4.3 | C, D | 200 |
| CCR75CJ4R7_ | 4.7 | C, D | 200 |
| CCR75CJ5R1_ | 5.1 | C, D | 200 |
| CCR75CJ5R6_ | 5.6 | C, D | 200 |
| CCR75CJ6R2_ | 6.2 | C, D | 200 |
| CCR75CJ6R8_ | 6.8 | C, D | 200 |
| CCR75CJ7R5_ | 7.5 | C, D | 200 |
| CCR75CH8R2_ | 8.2 | C, D | 200 |
| CCR75CH9R1_ | 9.1 | C, D | 200 |
| CCR75CH100_ | 10 | G, J | 200 |
| CCR75CH110_ | 11 | G, J | 200 |
| CCR75CH120_ | 12 | G, J | 200 |
| CCR75CH130_ | 13 | G, J | 200 |
| CCR75CH150_ | 15 | G, J | 200 |
| CCR75CH160_ | 16 | G, J | 200 |
| CCR75CH180_ | 18 | G, J | 200 |
| CCR75CG200_ | 20 | F, G, J | 200 |
| CCR75CG220_ | 22 | F, G, J | 200 |
| CCR75CG240_ | 24 | F, G, J | 200 |
| CCR75CG270_ | 27 | F, G, J | 200 |
| CCR75CG300_ | 30 | F, G, J | 200 |

— Add appropriate failure rate level (M, P, R or S)
— Add appropriate cap. tolerance letter

| Military Type Designation | Capacitance (pF) | Capacitance Tolerance | WVDC |
|---------------------------|------------------|-----------------------|------|
| CC75-CCR75 | | | |
| CCR75CG330_ | 33 | F, G, J | 200 |
| CCR75CG360_ | 36 | F, G, J | 200 |
| CCR75CG390_ | 39 | F, G, J | 200 |
| CCR75CG430_ | 43 | F, G, J | 200 |
| CCR75CG470_ | 47 | F, G, J | 200 |
| CCR75CG510_ | 51 | F, G, J | 200 |
| CCR75CG560_ | 56 | F, G, J | 200 |
| CCR75CG620_ | 62 | F, G, J | 200 |
| CCR75CG680_ | 68 | F, G, J | 200 |
| CCR75CG750_ | 75 | F, G, J | 200 |
| CCR75CG820_ | 82 | F, G, J | 100 |
| CCR75CG910_ | 91 | F, G, J | 100 |
| CCR75CG101_ | 100 | F, G, J | 100 |
| CCR75CG111_ | 110 | F, G, J | 100 |
| CCR75CG121_ | 120 | F, G, J | 100 |
| CCR75CG131_ | 130 | F, G, J | 100 |
| CCR75CG151_ | 150 | F, G, J | 100 |
| CCR75CG161_ | 160 | F, G, J | 100 |
| CCR75CG181_ | 180 | F, G, J | 100 |
| CCR75CG201_ | 200 | F, G, J | 100 |
| CCR75CG221_ | 220 | F, G, J | 100 |
| CCR75CG241_ | 240 | F, G, J | 100 |
| CCR75CG271_ | 270 | F, G, J | 50 |
| CCR75CG301_ | 300 | F, G, J | 50 |
| CCR75CG331_ | 330 | F, G, J | 50 |
| CCR75CG361_ | 360 | F, G, J | 50 |
| CCR75CG391_ | 390 | F, G, J | 50 |
| CCR75CG431_ | 430 | F, G, J | 50 |
| CCR75CG471_ | 470 | F, G, J | 50 |
| CCR75CG511_ | 510 | F, G, J | 50 |
| CCR75CG561_ | 560 | F, G, J | 50 |
| CCR75CG621_ | 620 | F, G, J | 50 |
| CCR75CG681_ | 680 | F, G, J | 50 |

— Add appropriate failure rate level (M, P, R or S)
— Add appropriate cap. tolerance letter

Note: For marking information, see page 72.

MILITARY PART NUMBER IDENTIFICATION CC75 THRU CC79 AND CCR75 THRU CCR79

| Military Type Designation | Capacitance (pF) | Capacitance Tolerance | WVDC |
|---------------------------|------------------|-----------------------|------|
| CC76, CCR76 | | | |
| CCR76CG820 | 82 | F, G, J | 200 |
| CCR76CG910 | 91 | F, G, J | 200 |
| CCR76CG101 | 100 | F, G, J | 200 |
| CCR76CG111 | 110 | F, G, J | 200 |
| CCR76CG121 | 120 | F, G, J | 200 |
| CCR76CG131 | 130 | F, G, J | 200 |
| CCR76CG271 | 270 | F, G, J | 100 |
| CCR76CG301 | 300 | F, G, J | 100 |
| CCR76CG331 | 330 | F, G, J | 100 |
| CCR76CG361 | 360 | F, G, J | 100 |
| CCR76CG391 | 390 | F, G, J | 100 |
| CCR76CG431 | 430 | F, G, J | 100 |
| CCR76CG471 | 470 | F, G, J | 100 |
| CCR76CG511 | 510 | F, G, J | 100 |
| CCR76CG561 | 560 | F, G, J | 100 |
| CCR76CG621 | 620 | F, G, J | 100 |
| CCR76CG681 | 680 | F, G, J | 100 |
| CCR76CG751 | 750 | F, G, J | 50 |
| CCR76CG821 | 820 | F, G, J | 50 |
| CCR76CG911 | 910 | F, G, J | 50 |
| CCR76CG102 | 1,000 | F, G, J | 50 |
| CC77, CCR77 | | | |
| CCR77CG151 | 150 | F, G, J | 200 |
| CCR77CG161 | 160 | F, G, J | 200 |
| CCR77CG181 | 180 | F, G, J | 200 |
| CCR77CG201 | 200 | F, G, J | 200 |
| CCR77CG221 | 220 | F, G, J | 200 |
| CCR77CG241 | 240 | F, G, J | 200 |
| CCR77CG271 | 270 | F, G, J | 200 |
| CCR77CG301 | 300 | F, G, J | 200 |
| CCR77CG331 | 330 | F, G, J | 200 |
| CCR77CG361 | 360 | F, G, J | 200 |
| CCR77CG391 | 390 | F, G, J | 200 |
| CCR77CG431 | 430 | F, G, J | 200 |
| CCR77CG471 | 470 | F, G, J | 200 |
| CCR77CG511 | 510 | F, G, J | 200 |
| CCR77CG561 | 560 | F, G, J | 200 |
| CCR77CG621 | 620 | F, G, J | 200 |
| CCR77CG681 | 680 | F, G, J | 200 |
| CCR77CG751 | 750 | F, G, J | 100 |
| CCR77CG821 | 820 | F, G, J | 100 |
| CCR77CG911 | 910 | F, G, J | 100 |
| CCR77CG102 | 1,000 | F, G, J | 100 |
| CCR77CG112 | 1,100 | F, G, J | 100 |
| CCR77CG122 | 1,200 | F, G, J | 100 |
| CCR77CG132 | 1,300 | F, G, J | 100 |
| CCR77CG152 | 1,500 | F, G, J | 100 |
| CCR77CG162 | 1,600 | F, G, J | 100 |
| CCR77CG182 | 1,800 | F, G, J | 100 |
| CCR77CG202 | 2,000 | F, G, J | 100 |
| CCR77CG222 | 2,200 | F, G, J | 100 |
| CCR77CG242 | 2,400 | F, G, J | 50 |
| CCR77CG272 | 2,700 | F, G, J | 50 |

Add appropriate failure rate level (M, P, R or S)
 Add appropriate cap. tolerance letter

| Military Type Designation | Capacitance (pF) | Capacitance Tolerance | WVDC |
|---------------------------|------------------|-----------------------|------|
| CC77, CCR77 (cont) | | | |
| CCR77CG302 | 3,000 | F, G, J | 50 |
| CCR77CG332 | 3,300 | F, G, J | 50 |
| CCR77CG362 | 3,600 | F, G, J | 50 |
| CCR77CG392 | 3,900 | F, G, J | 50 |
| CCR77CG432 | 4,300 | F, G, J | 50 |
| CCR77CG472 | 4,700 | F, G, J | 50 |
| CCR77CG512 | 5,100 | F, G, J, K | 50 |
| CCR77CG562 | 5,600 | F, G, J, K | 50 |
| CC78, CCR78 | | | |
| CCR78CG821 | 820 | F, G, J, K | 200 |
| CCR78CG102 | 1,000 | F, G, J, K | 200 |
| CCR78CG122 | 1,200 | F, G, J, K | 200 |
| CCR78CG152 | 1,500 | F, G, J, K | 200 |
| CCR78CG182 | 1,800 | F, G, J, K | 200 |
| CCR78CG222 | 2,200 | F, G, J, K | 200 |
| CCR78CG272 | 2,700 | F, G, J, K | 200 |
| CCR78CG332 | 3,300 | F, G, J, K | 200 |
| CCR78CG392 | 3,900 | F, G, J, K | 100 |
| CCR78CG472 | 4,700 | F, G, J, K | 100 |
| CCR78CG562 | 5,600 | F, G, J, K | 100 |
| CCR78CG682 | 6,800 | F, G, J, K | 100 |
| CCR78CG822 | 8,200 | F, G, J, K | 100 |
| CCR78CG103 | 10,000 | F, G, J, K | 100 |
| CCR78CG123 | 12,000 | F, G, J, K | 100 |
| CCR78CG153 | 15,000 | F, G, J, K | 50 |
| CCR78CG183 | 18,000 | F, G, J, K | 50 |
| CCR78CG223 | 22,000 | F, G, J, K | 50 |
| CCR78CG273 | 27,000 | F, G, J, K | 50 |
| CC79, CCR79 | | | |
| CCR79CG392 | 3,900 | F, G, J, K | 200 |
| CCR79CG472 | 4,700 | F, G, J, K | 200 |
| CCR79CG562 | 5,600 | F, G, J, K | 200 |
| CCR79CG682 | 6,800 | F, G, J, K | 200 |
| CCR79CG822 | 8,200 | F, G, J, K | 200 |
| CCR79CG103 | 10,000 | F, G, J, K | 200 |
| CCR79CG153 | 15,000 | F, G, J, K | 100 |
| CCR79CG183 | 18,000 | F, G, J, K | 100 |
| CCR79CG223 | 22,000 | F, G, J, K | 100 |
| CCR79CG273 | 27,000 | F, G, J, K | 100 |
| CCR79CG333 | 33,000 | F, G, J, K | 100 |
| CCR79CG393 | 39,000 | F, G, J, K | 100 |
| CCR79CG473 | 47,000 | F, G, J, K | 50 |
| CCR79CG563 | 56,000 | F, G, J, K | 50 |
| CCR79CG683 | 68,000 | F, G, J, K | 50 |
| CCR79CG823 | 82,000 | F, G, J, K | 50 |

Add appropriate failure rate level (M, P, R or S)
 Add appropriate cap. tolerance letter

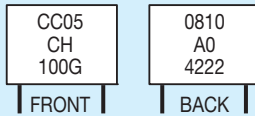
Note: Complete type designation will include the appropriate capacitance tolerance in the 11th digit. For CC styles, delete 3rd and 12th digits.

Note: For marking information, see page 72.

MARKING

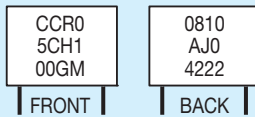
Radials

CC05 & CC09



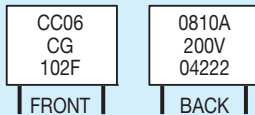
Date Code
A=Lot Letter
0=1st Digit of AVX FSCM #
4222=Last four digits of AVX FSCM #

CCR05 & CCR09



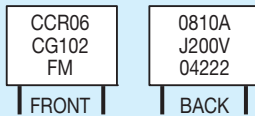
Date Code
A=Lot Letter
J="J" or "JAN" Brand
0=1st Digit of AVX FSCM #
4222=Last four digits of AVX FSCM #

CC06



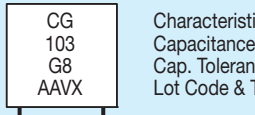
Date Code & Lot Letter
200V=Rated Voltage
04222=AVX FSCM #

CCR06



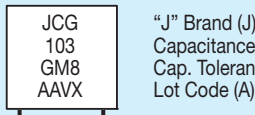
Date Code & Lot Letter
J="J" or "JAN" Brand
200V=Rated Voltage
04222=AVX FSCM #

CC07



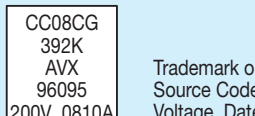
Characteristic
Capacitance Value
Cap. Tolerance & Year Code (8 for 2008)
Lot Code & Trademark

CCR07



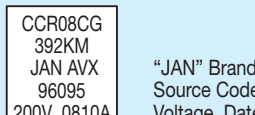
"J" Brand (J) and Characteristic (CG)
Capacitance Value
Cap. Tolerance (G) FR Level (M), & Year Code (8 for 2008)
Lot Code (A); and Trademark (AVX)

CC08



Trademark or Manufacturer's Name
Source Code (FSCM)
Voltage, Date Code and Lot Symbol

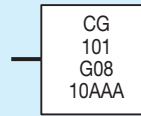
CCR08



"JAN" Brand & Trademark or Manufacturer's Name
Source Code (FSCM)
Voltage, Date Code and Lot Symbol

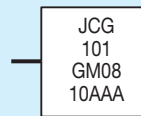
Axials

CC75, CC76



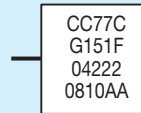
Characteristic
Capacitance Value
Cap. Tolerance & 2 digit Year Code
2 digit Week, 2 digit Lot Code, A for AVX

CCR75, CCR76



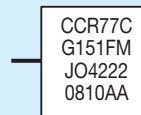
"J" Brand (J) and Characteristic (CG)
Capacitance Value
Cap. Tolerance (G) FR Level (M), & 2 digit Year Code
2 digit Week, A for AVX

CC77



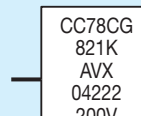
Type Designation
FSCM
4 digit Date Code, 2 digit Lot Code

CCR77



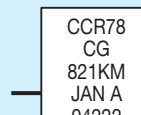
Type Designation
"J" Brand and FSCM
4 digit Date Code, 2 digit Lot Code

CC78, CC79



Type Designation
Trademark or Manufacturer's Name
Source Code (FSCM)
Voltage
4 digit Date Code

CCR78, CCR79



Type Designation
TC
Capacitance Tolerance, Failure Rate
"JAN" Brand, A for AVX
FSCM
Voltage
4 digit Date Code, 2 digit Lot Code