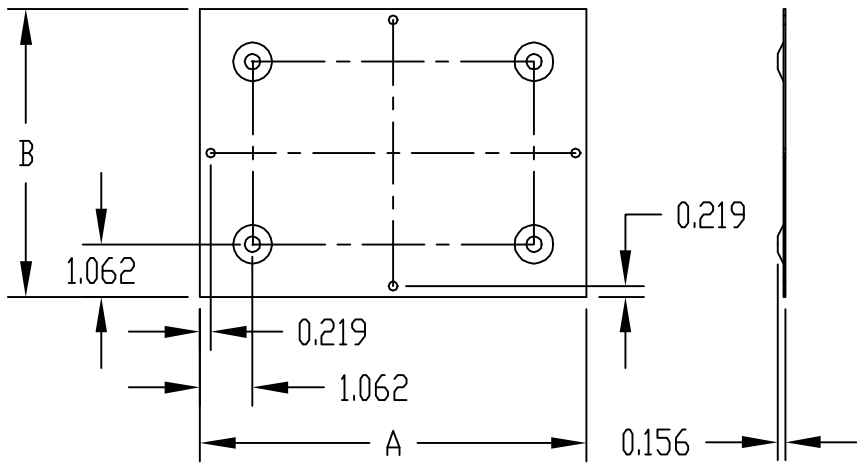
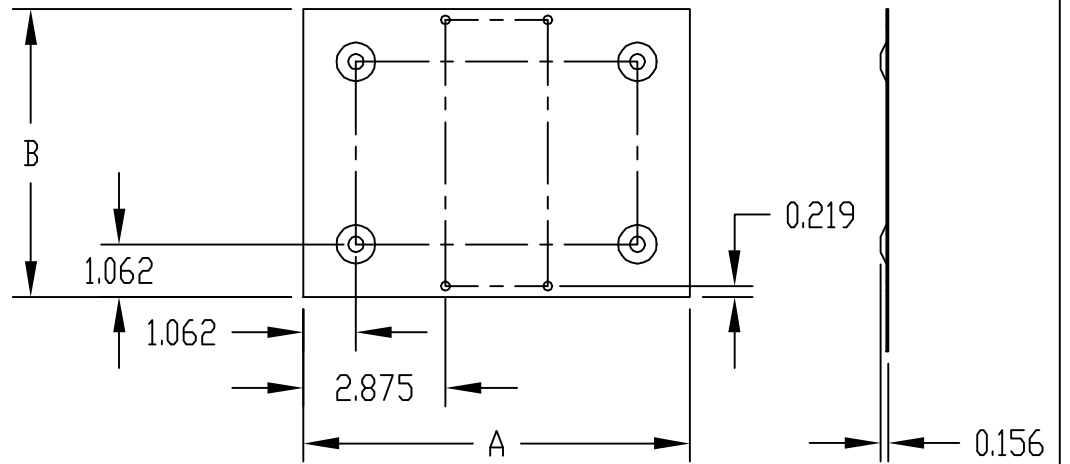


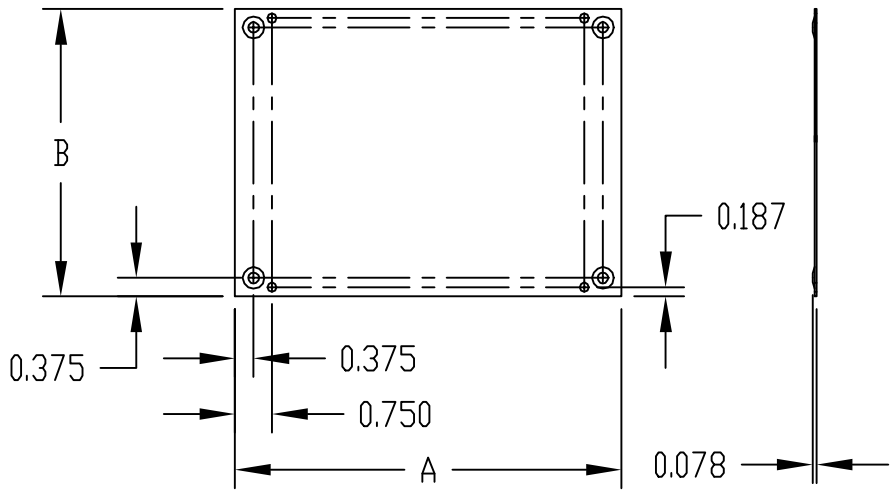
PART NAME	CHASSIS BOTTOM PLATE	PART No.	BPA-1502 THRU BPA-1598
-----------	----------------------	----------	------------------------



TYPE A



TYPE B



TYPE C

TYPE A AND TYPE B
(4) EMBOSSED FEET 0.781 DIA.

TYPE C
(4) EMBOSSED FEET 0.437 DIA.

MOUNTING HOLES 0.187 DIA.

MATERIAL:
0.040 THK. ALUMINUM

FINISH:
NATURAL

PART No.	A	B	TYPE	WEIGHT (OZS.)	WILL FIT CHASSIS:
BPA-1502	4.375	3.375	C	1	AC-1402
BPA-1504	4.875	3.875	C	2	AC-1404
BPA-1505	5.875	3.875	C	2	AC-430, AC-431, AC-1405
BPA-1507	7.875	4.375	C	3	AC-1407
BPA-1513	7.812	5.812	A	3	AC-1413
BPA-1514	13.812	5.812	B	5	AC-1414
BPA-1515	16.812	5.812	B	6	AC-433
BPA-1516	14.812	6.812	B	8	AC-411
BPA-1517	16.812	6.812	B	8	AC-423, AC-1416
BPA-1518	9.812	7.812	B	4	AC-1418
BPA-1519	11.812	7.812	B	6	AC-424, AC-1419
BPA-1520	16.812	7.812	B	8	AC-412
BPA-1522	14.812	8.812	B	8	AC-1421
BPA-1523	11.812	9.812	B	8	AC-413
BPA-1524	13.812	9.812	B	8	AC-414
BPA-1527	11.812	11.812	A	10	AC-1424
BPA-1528	16.812	11.812	B	12	AC-418
BPA-1529	16.812	13.812	B	15	AC-1427
BPA-1530	16.812	14.812	A	16	AC-1428, AC-1429
BPA-1531	16.812	16.812	A	17	AC-1430, AC-1431
BPA-1589	6.812	4.812	A	2	AC-402, AC-429
BPA-1590	9.375	4.875	C	2	AC-401, AC-403, AC-421
BPA-1591	9.812	4.812	A	4	AC-404
BPA-1592	6.812	6.812	A	3	AC-405
BPA-1593	8.812	6.812	A	4	AC-406
BPA-1594	10.812	6.812	B	4	AC-407
BPA-1595	11.812	6.812	B	5	AC-408
BPA-1596	12.812	6.812	B	8	AC-409
BPA-1597	16.812	9.812	B	10	AC-415, AC-416, AC-427, AC-1422
BPA-1598	16.812	12.812	B	14	AC-419, AC-420, AC-428, AC-1426