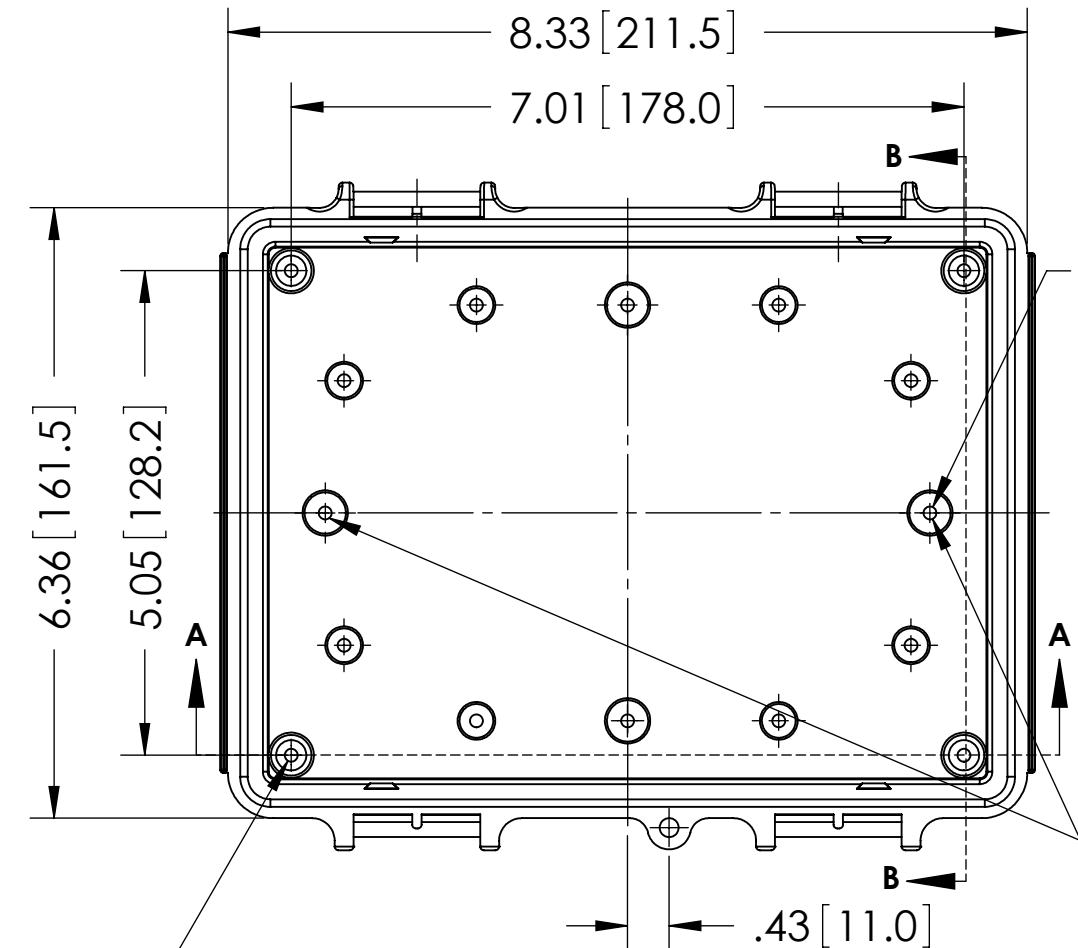


MATERIAL	FLAMMABILITY RATING	CONTINUOUS OPERATING TEMP.
ABS	UL94-HB	-40°C ~ +60°C / -40°F ~ 140°F
CLEAR PC	UL94-V0 UV STABILIZED	-40°C ~ +130°C / -40°F ~ 266°F
ABS / PC BLEND	UL94-5VA	-40°C ~ +85°C / -40°F ~ 185°F
PBT / PC BLEND	UL94-5VA + UV (f1)	-40°C ~ +75°C / -40°F ~ 167°F

FINISH:
 BODY _____ LIGHT GRAY
 COVER _____ LIGHT GRAY OR CLEAR
 LATCHES & HINGES _____ PLASTIC
 WALL MOUNTING BRACKETS__ STAINLESS STEEL & HARDWARE

COVER

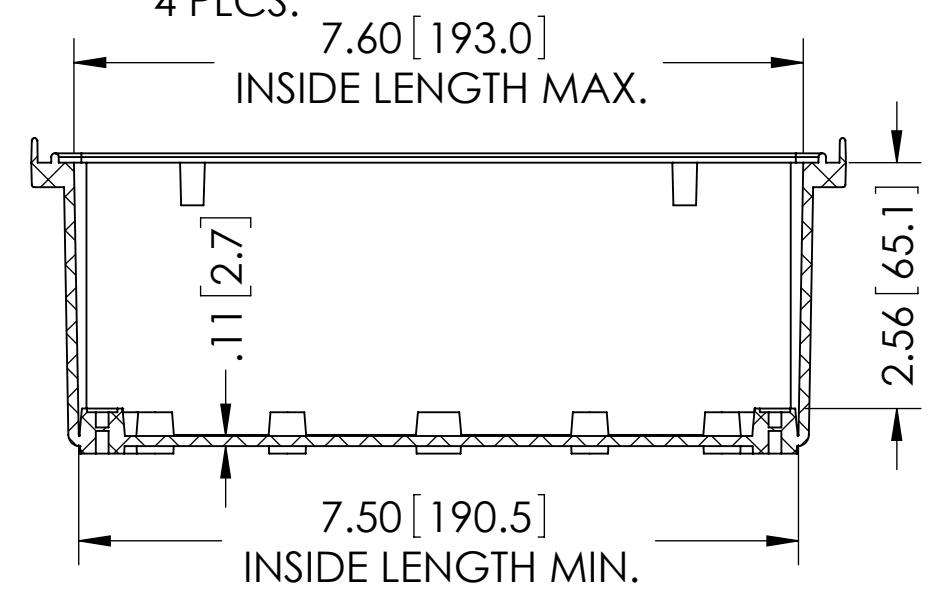
BODY



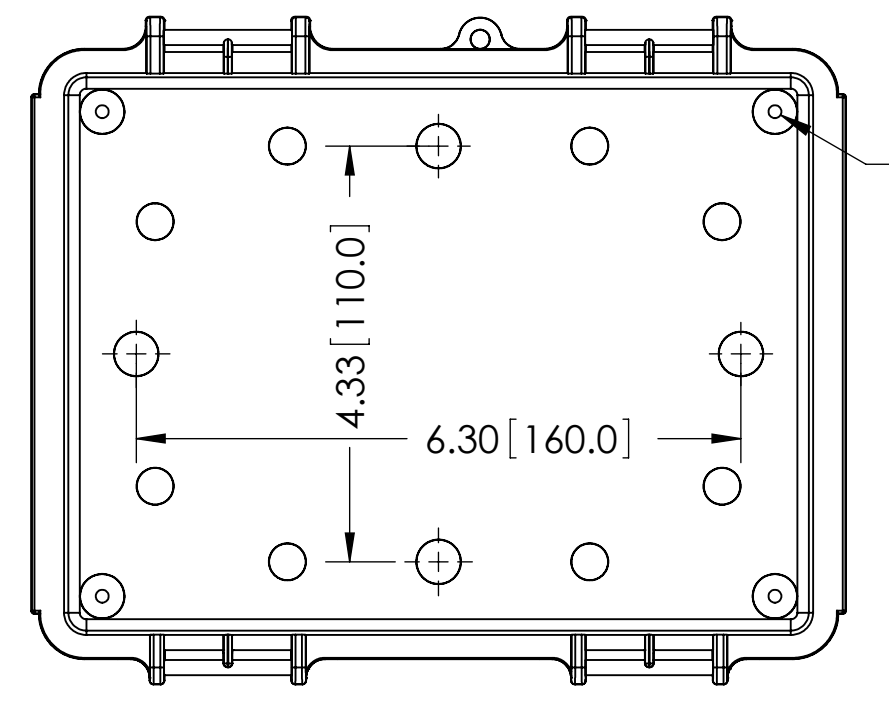
TYPE 1 BOXES
 $\varnothing .13 [3.4] \times .39 [10.0]$ DEEP
 FOR M4 x 10mm LG.
 SELF-TAPPING SCREWS
 12 PLCS.
 (TYPE 2 THRU 5 BOXES
 10 PLCS.)

TYPE 2 THRU 5 BOXES
 M4 THREADED INSERTS
 USE M4 x 8mm LG.
 MACHINE SCREWS
 2 PLCS. ONLY

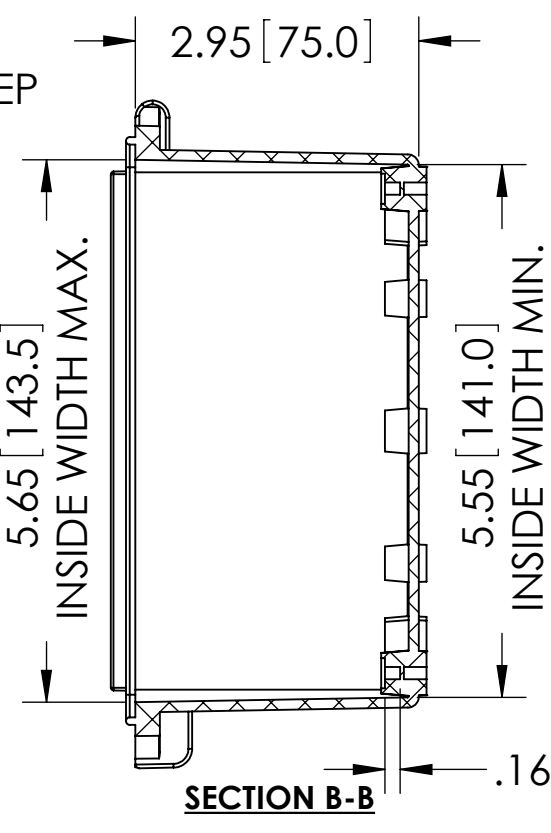
TYPE 1 THRU 5 BOXES
 $\varnothing .13 [3.4] \times .16 [4.0]$ DEEP
 4 PLCS.



SECTION A-A

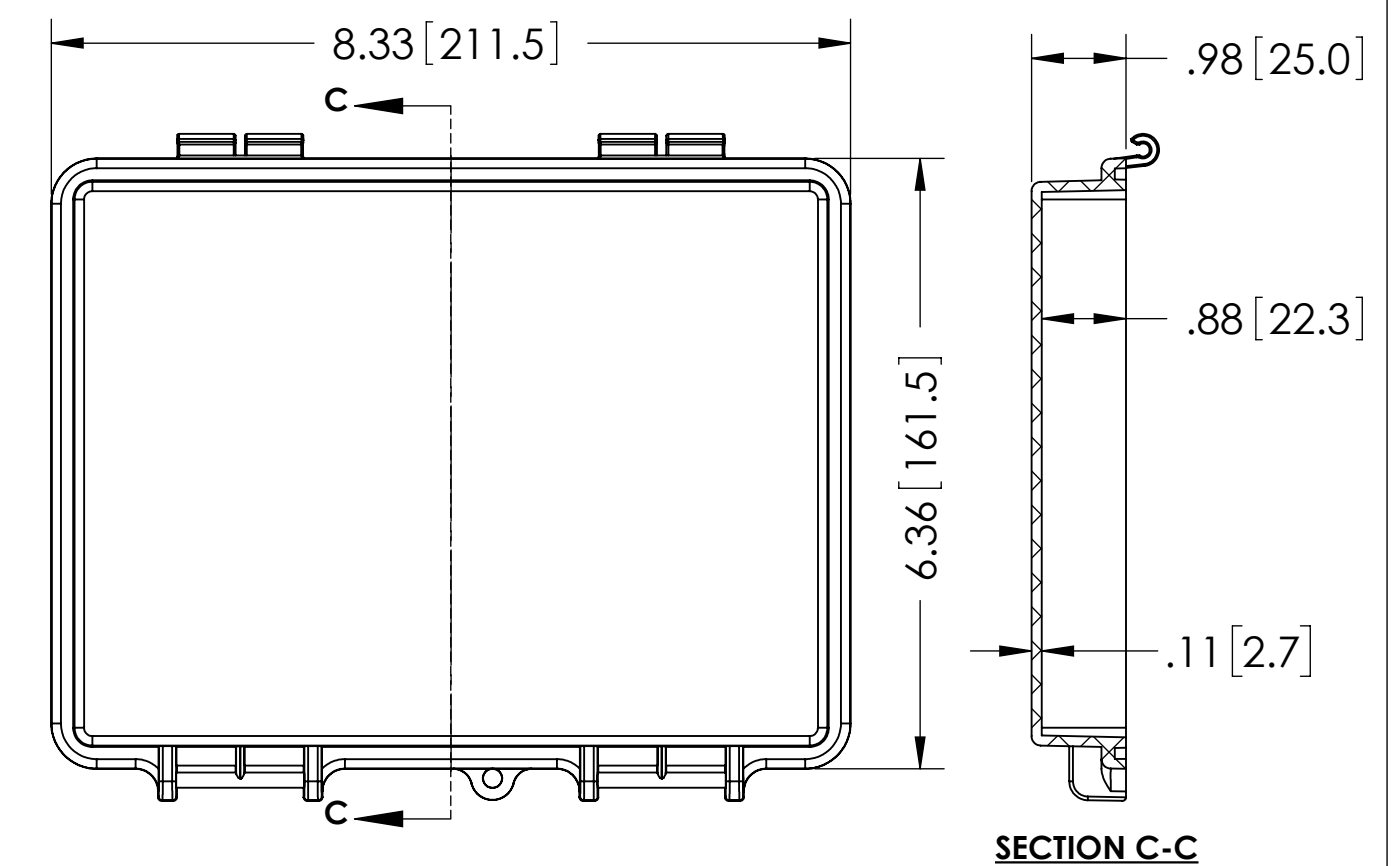
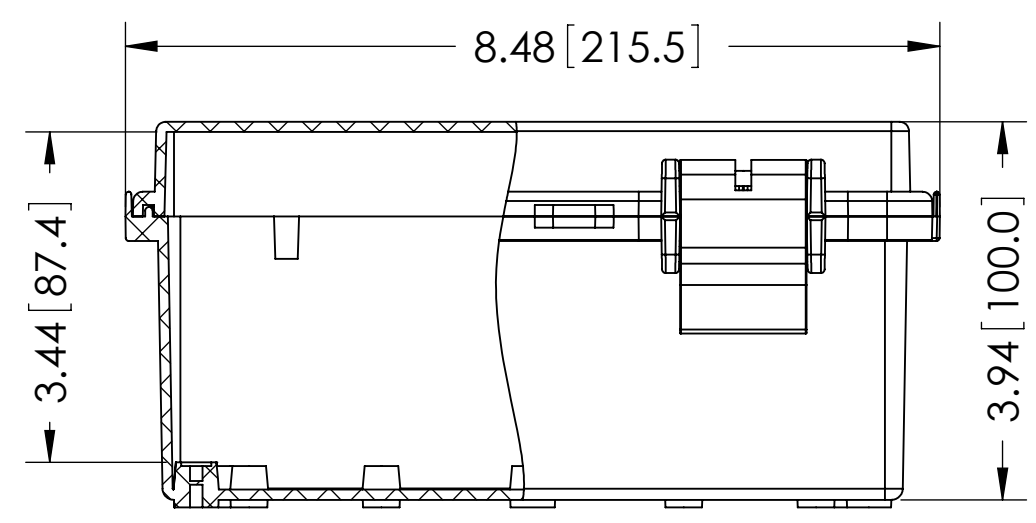
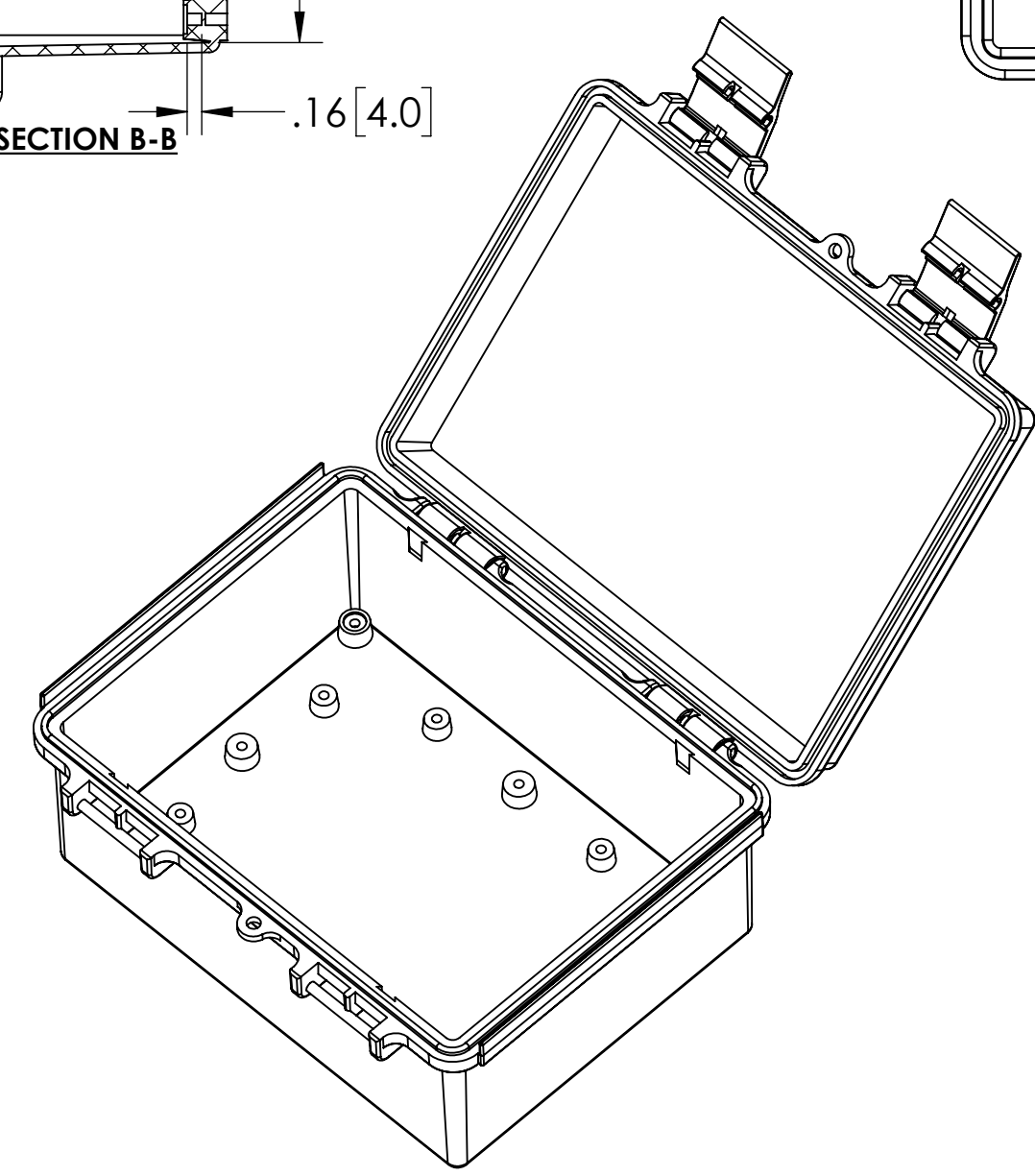


$\varnothing .13 [3.4]$
 FOR M4 x 10mm LG.
 SELF-TAPPING SCREWS
 4 PLCS.



SECTION B-B

ASSEMBLY



SECTION C-C

NOTES:

- 1) UNIT COMES COMPLETE WITH (4) WALL MOUNTING BRACKETS & (4) M4 x 10mm LG. SELF-TAPPING SCREWS. (NOT SHOWN)
- 2) BOXES DESIGNED TO MEET FOLLOWING STANDARDS: NEMA 1,2,4,4X, AND IEC529-IP66 REQUIREMENTS.

DIMENSIONS ARE IN INCH[MILLIMETER]

ALL DIMENSIONS HAVE $\pm .039 [\pm 1]$ TOLERANCE UNLESS OTHERWISE SPECIFIED.

TYPE 1	PART NO.	MATERIAL		USE
		BODY	COVER	
1	NBF-32012	ABS	ABS	INDOOR
2	NBF-32112	ABS / PC	ABS / PC	INDOOR
3	NBF-32212	ABS / PC	CLEAR PC	INDOOR
4	NBF-32312	PBT / PC	PBT / PC	OUTDOOR
5	NBF-32412	PBT / PC	CLEAR PC	OUTDOOR