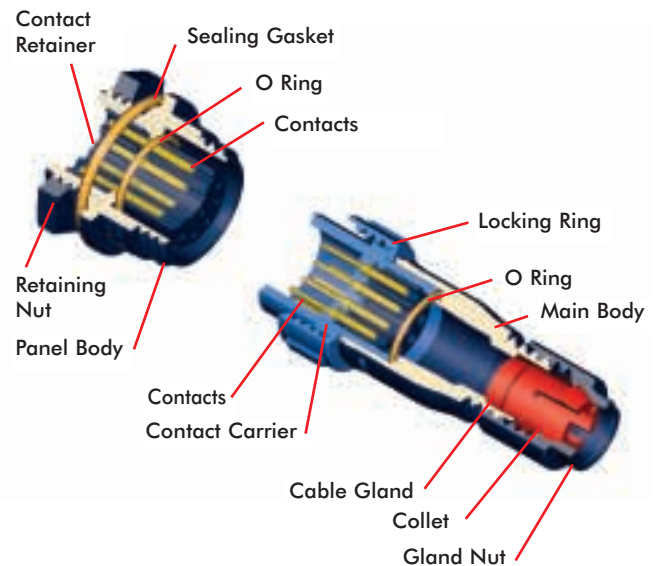


400 Series Buccaneer®





- Sealed to IP68 when mated
- IP68 rating tested at 1.054Kg/sq cm (15lb/sq in) 10m depth for 2 weeks
- 2 and 3 pole - 8A, 250V rating
- 4, 6 and 8 pole - 5A, 125V rating
- 10 and 12 pole - 1A, 50V rating
- 2.5mm contact engagement for electrical integrity
- 'Scoop proof' contacts
- Contact inserts are part of body moulding
- Cable range from 3 to 7mm
- Overall length (flex + flex in-line) 80mm
- Diameter over coupling ring 19.1mm
- Flex, Flex In-Line, and Panel mounting body styles
- Plug and Socket versions in all body styles
- Flame Retardant moulding material - Polyamide UL94-V0
- Contacts supplied separately
- Sealing caps available to maintain IP68 rating
- Secure sealing system
- Crimp and solder contacts
- UL, CSA and VDE approvals

400 Series Buccaneer®

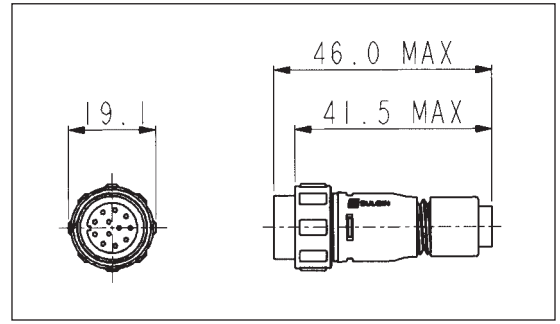
BUCCANEER

FLEX CABLE CONNECTOR




PX0410/P PX0410/S

- Mates with Flex In-line or Panel mounting versions (PX0411 & PX0412)
- Screw locking ring
- Contacts supplied separately

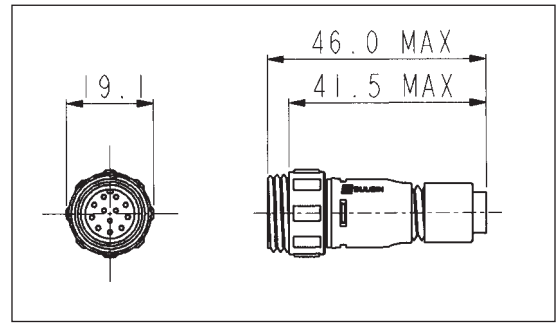


IN-LINE FLEX CABLE CONNECTOR



PX0411/P PX0411/S

- Mates with PX0410
- Screw locking ring
- Contacts supplied separately

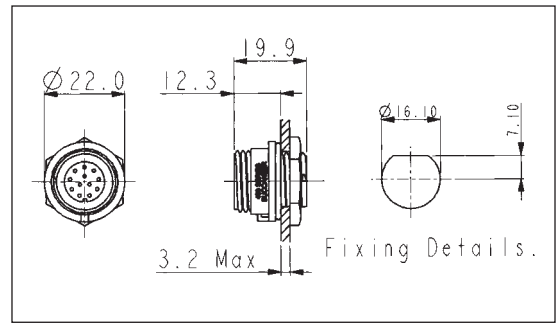


PANEL MOUNTING CONNECTOR




PX0412/P PX0412/S

- Mates with PX0410
- Single hole fixing
- Contacts supplied separately




CONTACT LAYOUT



2 pole (8 Amp)	3 pole (8 Amp)	4 pole (5 Amp)	6 pole (5 Amp)	8 pole (5 Amp)	10 pole (1 Amp)	12 pole (1 Amp)
-------------------	-------------------	-------------------	-------------------	-------------------	--------------------	--------------------

SEALING CAPS AND ACCESSORIES



PX0480 PX0480/1 PX0481

- Maintains IP68 Rating of Unmated Connectors
- PX0480. Fits PX0412 style (panel mounting)
- PX0480/1. Fits PX0411 style (flex in-line)
- PX0481. Fits PX0410 style (flex body)

Gland Packs

Part No	Description
PX0482	Pack of 4 pairs cable glands and collets to suit cables from 3.0 to 5.0mm diameter.
PX0483	Pack of 4 pairs cable glands and collets to suit cables from 5.0 to 7.0mm diameter.

400 Series Buccaneer®

CRIMP CONTACTS

Pole	Current Rating	Pin	Socket	Pack Qty	Cable Acceptance (dia)
2, 3	8A	SA3350	SA3349	10	20 - 24 AWG
4, 6, 8	5A	SA3348	SA3347	10	22 - 26 AWG
10, 12	1A	SA3180	SA3179	10	24 - 28 AWG

SOLDER CONTACTS

Pole	Current Rating	Pin	Socket	Pack Qty	Cable Acceptance (dia)
2, 3	8A	SA3350/1	SA3349/1	10	20 - 24 AWG
4, 6, 8	5A	SA3348/1	SA3347/1	10	22 - 26 AWG
10, 12	1A	SA3180/1	SA3179/1	10	24 - 28 AWG

CONTACT INSERTION TOOLS

	Poles	Contact rating	Colour	Part No
Insertion/Extraction Tool	2,3	8A	Blue	13027/2
Insertion/Extraction Tool	4,6,8	5A	Red	13027/1
Insertion/Extraction Tool	10,12	1A	Green	13027

CRIMP TOOLS

	Pole	Contact rating	Colour	Part No
Positioner	2,3	8A	Blue	14025/8AMP
Positioner	4,6,8	5A	Red	14025/5AMP
Positioner	10,12	1A	Green	14025/1AMP
8 Indent Crimp Tool for use with positioners				14025

PART NO. SYSTEM

PX04xx / xx x / xxxx

Body Styles

- PX0410** = Flex body
- PX0411** = Flex in-line body
- PX0412** = Panel mounting body

Number Contacts

- 02** = 2 pole, **03** = 3 pole,
- 04** = 4 pole, **06** = 6 pole
- 08** = 8 pole, **10** = 10 pole
- 12** = 12 pole

Contact Type

- P** = Plug, **S** = Socket

Cable Entry

(PX0412 Panel connector does not require cable entry suffix)

- 3035** = 3.0 - 3.5mm (Light Grey)
- 3540** = 3.5 - 4.0mm (Grey)
- 4045** = 4.0 - 4.5mm (Green)
- 4550** = 4.5 - 5.0mm (Red)
- 5055** = 5.0 - 5.5mm (Yellow)
- 5560** = 5.5 - 6.0mm (Blue)
- 6065** = 6.0 - 6.5mm (White)
- 6570** = 6.5 - 7.0mm (Black)

Cable gland and collet supplied in colour coded pairs.

Example:


PX0410/02P/3035 = Flex cable connector, 2 pin contacts with gland gland and collet for cables between 3.0 - 3.5mm diameter.

ORDERING INFORMATION

- Determine body style, i.e. PX0410 = flex body, PX0411 = flex in-line body
- Determine number of contacts & type, i.e. 02 = 2 way, P = pin contacts
- Determine cable range, i.e. 3035 = 3.0 to 3.5mm cable accommodation, not required for PX0412.
- Choose appropriate contacts pack, i.e. SA3350 = pin contacts suitable for 2 & 3 way connectors, supplied in pack quantities of 10
- Is a sealing cap required?
- Is an insertion tool required?
- Is a crimp tool required?

SPECIFICATION

Electrical:

Poles:	2, 3	4, 6, 8	10, 12
Current Rating:	8A	5A	1A
Voltage Rating:	250Vac/dc	125Vac/dc	50Vac/dc
Contact Resistance:	<5mΩ		
Insulation Resistance:	>10 ⁹ MΩ (@ 500V d.c.)		
AC Breakdown Voltage:	2.5kV		
Operating Temperature Range:	-40° to +80°C		
Approvals:			

Material:

Body Mouldings:	Polyamide
Flammability Rating:	UL94V-0
UV Resistance:	To EN 50021:1999
Contacts:	Copper alloy, Gold plated
O Rings:	Nitrile
Panel Sealing O Ring:	Nitrile

Mechanical:

Sealing:	IP68, EN 60529 tested @ 1.054Kg/sq cm (15lb/sq in) 10m depth for 2 weeks						
Cable Acceptance:	3.0 - 7.0mm						
Contact Accommodation:	2, 3 pole, 20 - 24 AWG 4, 6, 8 pole, 22 - 26 AWG 10, 12 pole, 24 - 28 AWG						
Termination:	Crimp and solder						
Insertion/Withdrawal Force:							
No. poles:	2	3	4	6	8	10	12
Insertion Force (typ):	19N	25N	27N	27N	28N	55N	62N
Withdrawal Force (typ):	12N	17N	17N	21N	22N	25N	29N
Cable Retention force:							
3mm dia	60N						
4.7mm dia	80N						

Dimensions:

Overall dimensions of connectors when mated together	
Flex + Flex In-Line	80mm
Dia. over coupling ring	19.1mm