

Distributed by:

**JAMECO**<sup>®</sup>  
ELECTRONICS

**www.Jameco.com ♦ 1-800-831-4242**

The content and copyrights of the attached  
material are the property of its owner.

Jameco Part Number 440891

# Barrier Blocks Series 142

.563 Density, 8-32 x 5/16"  
BH Screw, Open Bottom,  
Double Row



### Electrical Characteristics

**Voltage Rating:** 250 VAC RMS maximum


**Current Rating:** 30 Amps maximum

**Maximum Watts Per Terminal:** 7500

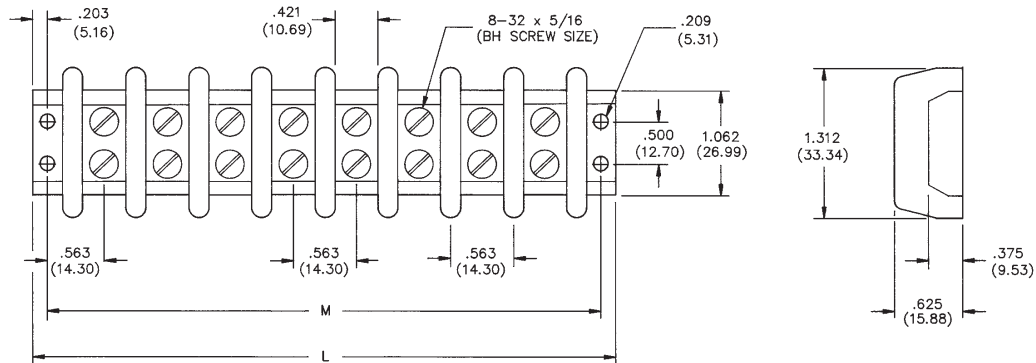
### Mechanical Characteristics

**Maximum Wire Size:** #10 AWG

**Recommended Tightening Torque:** 16 lb.-in.



### Dimensions



### Ordering Information

| No. of Terminals | Standard Screw Catalog No. | "M" Dim. | "L" Dim. |
|------------------|----------------------------|----------|----------|
| 1                | 1-142                      | 1.125    | 1.531    |
| 2                | 2-142                      | 1.687    | 2.094    |
| 3                | 3-142                      | 2.250    | 2.656    |
| 4                | 4-142                      | 2.812    | 3.219    |
| 5                | 5-142                      | 3.375    | 3.781    |
| 6                | 6-142                      | 3.937    | 4.344    |
| 7                | 7-142                      | 4.500    | 4.906    |
| 8                | 8-142                      | 5.062    | 5.468    |
| 9                | 9-142                      | 5.625    | 6.031    |
| 10               | 10-142                     | 6.187    | 6.594    |
| 11               | 11-142                     | 6.750    | 7.156    |
| 12               | 12-142                     | 7.312    | 7.719    |
| 13               | 13-142                     | 7.875    | 8.281    |
| 14               | 14-142                     | 8.437    | 8.844    |
| 15               | 15-142                     | 9.000    | 9.406    |
| 16               | 16-142                     | 9.562    | 9.969    |
| 17               | 17-142                     | 10.125   | 10.531   |

Marketed exclusively through distribution.

# Barrier Blocks Series 142

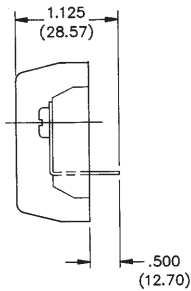
.563 Density, 8-32 x 5/16"  
BH Screw, Open Bottom,  
Double Row



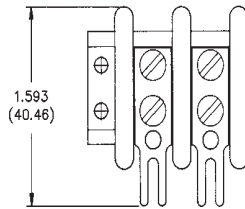
## Solder Terminal Options

### Dimensions

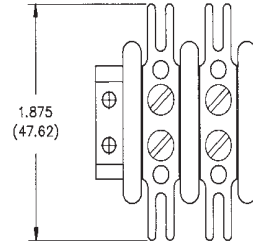
“Y” Terminals



“3/4W” Terminals



“W” Terminals



## Ordering Information

| No. of Terminals | Catalog No. | Catalog No. | Catalog No. |
|------------------|-------------|-------------|-------------|
| 1                | 1-142-Y     | 1-142-3/4W  | 1-142-W     |
| 2                | 2-142-Y     | 2-142-3/4W  | 2-142-W     |
| 3                | 3-142-Y     | 3-142-3/4W  | 3-142-W     |
| 4                | 4-142-Y     | 4-142-3/4W  | 4-142-W     |
| 5                | 5-142-Y     | 5-142-3/4W  | 5-142-W     |
| 6                | 6-142-Y     | 6-142-3/4W  | 6-142-W     |
| 7                | 7-142-Y     | 7-142-3/4W  | 7-142-W     |
| 8                | 8-142-Y     | 8-142-3/4W  | 8-142-W     |
| 9                | 9-142-Y     | 9-142-3/4W  | 9-142-W     |
| 10               | 10-142-Y    | 10-142-3/4W | 10-142-W    |
| 11               | 11-142-Y    | 11-142-3/4W | 11-142-W    |
| 12               | 12-142-Y    | 12-142-3/4W | 12-142-W    |
| 13               | 13-142-Y    | 13-142-3/4W | 13-142-W    |
| 14               | 14-142-Y    | 14-142-3/4W | 14-142-W    |
| 15               | 15-142-Y    | 15-142-3/4W | 15-142-W    |
| 16               | 16-142-Y    | 16-142-3/4W | 16-142-W    |
| 17               | 17-142-Y    | 17-142-3/4W | 17-142-W    |

Solder Terminals can be ordered separately.

### Terminal Type

“Y”  
“3/4W”  
“W”

### Catalog No.

Y-142  
3/4W-142  
W-142

Marketed exclusively through distribution.

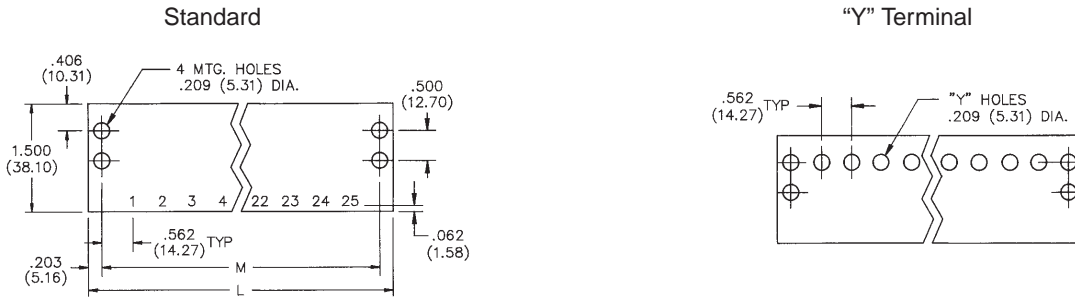
# Barrier Blocks Series 142

.563 Density, 8-32 x 5/16"  
BH Screw, Open Bottom,  
Double Row



## Marker Strips

## Dimensions



## Ordering Information

| No. of Terminals | Catalog No. | Catalog No. |
|------------------|-------------|-------------|
| 1                | MS-1-142    | MS-1-142-Y  |
| 2                | MS-2-142    | MS-2-142-Y  |
| 3                | MS-3-142    | MS-3-142-Y  |
| 4                | MS-4-142    | MS-4-142-Y  |
| 5                | MS-5-142    | MS-5-142-Y  |
| 6                | MS-6-142    | MS-6-142-Y  |
| 7                | MS-7-142    | MS-7-142-Y  |
| 8                | MS-8-142    | MS-8-142-Y  |
| 9                | MS-9-142    | MS-9-142-Y  |
| 10               | MS-10-142   | MS-10-142-Y |
| 11               | MS-11-142   | MS-11-142-Y |
| 12               | MS-12-142   | MS-12-142-Y |
| 13               | MS-13-142   | MS-13-142-Y |
| 14               | MS-14-142   | MS-14-142-Y |
| 15               | MS-15-142   | MS-15-142-Y |
| 16               | MS-16-142   | MS-16-142-Y |
| 17               | MS-17-142   | MS-17-142-Y |

Use Standard Marker Strips for "3/4W" and "W" Solder Terminals.

## Accessories

- Jumpers
- Fanning Strips

Marketed exclusively through distribution.